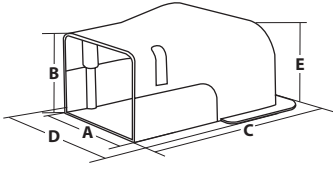




LINESET COVER REFERENCE GUIDE

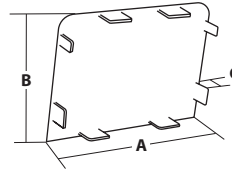


WALL COVER



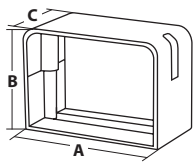
Model	Dimensions				
	A	B	C	D	E
BZ33-LC100WH	4-1/4"	3"	7-1/4"	5-3/4"	3-1/2"
BZ33-LC150WH	6"	3-1/4"	7-1/2"	7-1/4"	3-3/4"

END CAP



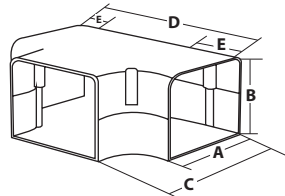
Model	Dimensions		
	A	B	C
BZ33-LC100CAP	4"	3"	1-1/2"
BZ33-LC150CAP	6"	3-1/8"	1-1/2"

COVER CONNECTOR



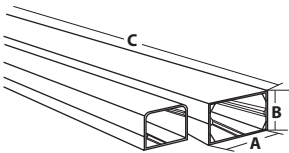
Model	Dimensions		
	A	B	C
BZ33-LC100CON	4"	3"	2-1/4"
BZ33-LC150CON	6"	3-1/4"	2-1/4"

LINE COVER TEE



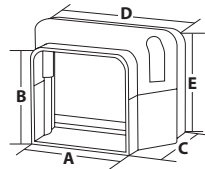
Model	Dimensions				
	A	B	C	D	E
BZ33-LC100TEE	4-1/4"	3"	6"	4-3/4"	1-1/2"
BZ33-LC150TEE	6"	3-1/4"	8"	6-1/8"	1-3/4"

DUCT COVER



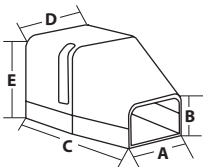
Model	Dimensions		
	A	B	C
BZ33-LC100D	4"	3"	78"
BZ33-LC150D	5-3/4"	3-1/2"	78"

REDUCER JOINT



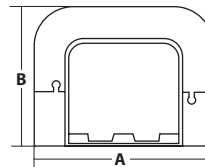
Model	Dimensions				
	A	B	C	D	E
BZ33-LC100RED	4-1/4"	3-3/16"	2-1/2"	6"	3-1/4"

DUCT END



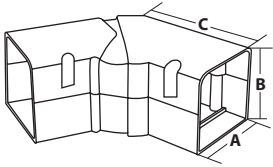
Model	Dimensions				
	A	B	C	D	E
BZ33-LC100END	2-1/4"	1-1/2"	4-3/8"	4-1/4"	3-1/4"
BZ33-LC150END	2-1/4"	1-1/2"	6"	6"	3-1/2"

FLAT CONNECTOR



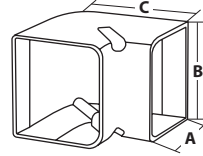
Model	Dimensions	
	A	B
BZ33-LC100FLT	4-1/2"	3-1/2"
BZ33-LC150FLT	7-1/2"	4"

ADJUSTABLE FLAT BEND



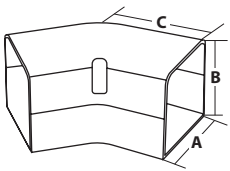
Model	Dimensions		
	A	B	C
BZ33-LC100ADJ	4-1/4"	3-1/4"	5-1/2"

90° INSIDE ELBOW BEND



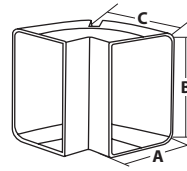
Model	Dimensions		
	A	B	C
BZ33-LC10090IN	3-1/8"	4-1/4"	4-1/4"
BZ33-LC15090IN	3-3/8"	6-1/8"	4-1/4"

45° FLAT BEND



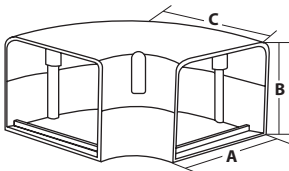
Model	Dimensions		
	A	B	C
BZ33-LC10045F	4-1/4"	3"	3-3/4"
BZ33-LC15045F	6"	3-1/4"	4-3/16"

90° OUTSIDE ELBOW BEND



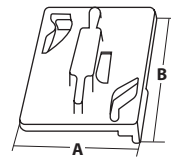
Model	Dimensions		
	A	B	C
BZ33-LC10090OUT	3-1/4"	4-1/4"	4"
BZ33-LC15090OUT	6"	3-3/4"	4"

90° FLAT BEND



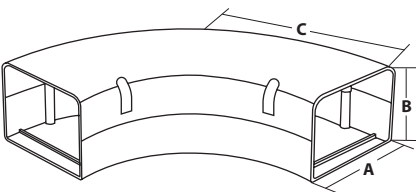
Model	Dimensions		
	A	B	C
BZ33-LC10090F	4-1/4"	3"	5-3/16"
BZ33-LC15090F	6"	3-1/4"	6-1/2"

SPIN IN CLIP



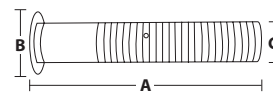
Model	Dimensions	
	A	B
BZ33-LCCLIP	1"	1-1/4"

90° FLAT LONG ELBOW



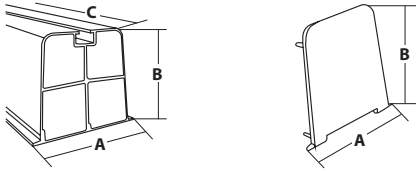
Model	Dimensions		
	A	B	C
BZ33-LC10090FL	4-1/4"	3-1/8"	8"
BZ33-LC15090FL	6"	3-1/4"	8-1/4"

WALL SLEEVE



Model	Dimensions		
	A	B	C
BZ33-WSLV	14"	3-3/4"	2-1/2"

MOUNTBLOCK FEET & END CAP



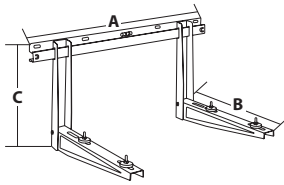
Model	Dimensions		
	A	B	C
BZ33-FEET	4"	4"	17-11/16"
BZ33-FEETCAP	4"	4"	-

FLEXIBLE HOSE KIT



Model	Hose Length
BZ33-100FHK	39-5/8"

MINI SPLIT WALL BRACKET



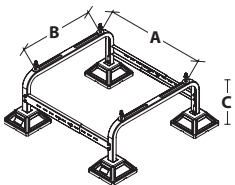
Model	Dimensions			
	A	B	C	Depth
BZ33-WB	31-1/2"	14-3/4"	14-3/4"	18-5/16"

CONDENSATE TUBING



Model	Dimensions	
	Hole	Length
BZ33-TUBING58	5/8"	100'

MINI SPLIT STAND



Model	Dimensions			Foot Dimension
	A	B	C	
BZ33-MS	17-11/16" min. 29-3/4" max.	4-3/4" min. 20-1/2" max.	12-15/16" min. 14-9/16" max.	7-7/8" x 7-7/8"

MINI SPLIT CONDENSATE CONNECTOR



Model	Dimensions
BZ33-CONN	1" (25mm) Drain Adapter

breeze33[®]