



EQUIPMENT GUIDE 2024

MINI SPLITS • AIR CONDITIONERS • PTACS • DEHUMIDIFIERS



YOUR FAMOUS 33BRANDS



A portion of your purchases goes to
FEEDING AMERICA FOOD BANKS

to provide food & essentials to the
communities we serve in OH, PA and WV.



Scan the QR code to learn more or
visit breeze33.com/food-bank-water-org/



HELP YOUR COMMUNITY.



We've partnered with & provide in-kind donations to
HABITAT FOR HUMANITY
to help families in your community build &
improve places to call home.



Scan the QR code to learn more or
visit breeze33.com/food-bank-water-org/





CONTENTS

MINI SPLITS

Comfort Series Indoor/Outdoor Heat Pump Systems	6-7
Premier Series Outdoor Hyper Pro Systems	8-9
Premier Series Light Commercial Systems	10
Premier Series Indoor Hyper Pro Systems	11-12
Premier Series Cassette Systems	13
Premier Series One-Way Cassette Systems	14
Premier Series Ducted Systems	15
Premier Series Ceiling & Floor Systems	16
Premier Series Console Systems	17
Premier Series Indoor Air Handlers	18
Premier Series Outdoor Heat Pump Multi-Zone Units	19
Premier Series Outdoor Hyper Pro Multi-Zone Units	20
NEW! J Series Inverters & A-Coils	21-22
Mini Split Compatibilities	23
Heat Pump Multi-Zone Match Rules	24-25
Hyper Pro Multi-Zone Match Rules	26-28

ACCESSORIES

Accessories	29
Mini Split Lineset Covers	30-31
Wired Controllers	32
HVAC Thermostats	33
Thermostat Features Guide	34-35

AIR CONDITIONERS & DEHUMIDIFIERS

Portable Air Conditioners	36
Through the Wall Air Conditioners	37-38
Window Air Conditioners	39-40
Packaged Terminal Air Conditioners	41
Portable Dehumidifiers	42

NEED HELP?

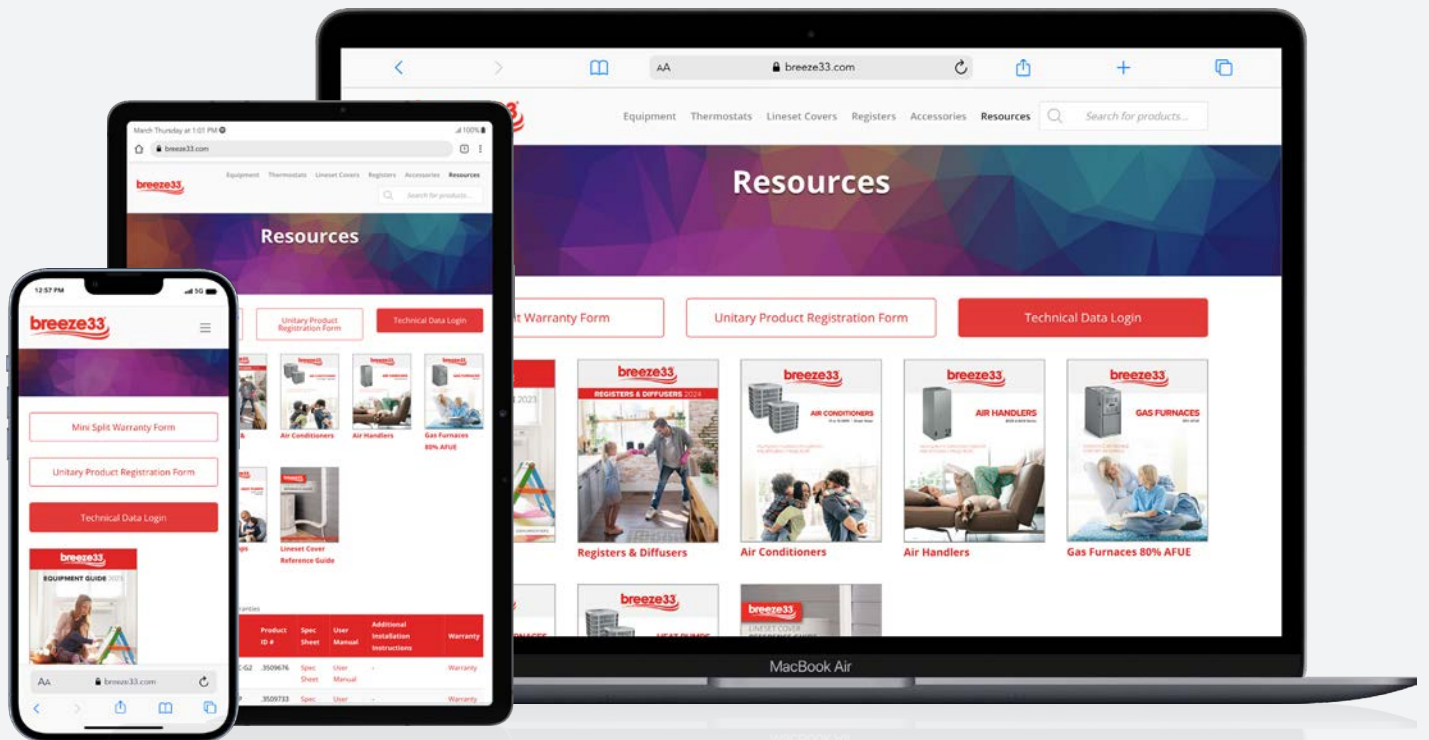
For product questions, applications and pricing call **Customer Support** at **833-273-3950**.
For troubleshooting call **Technical Support** at **833-884-9160**.

AVAILABLE ON OUR TECHNICAL DATA PORTAL

TECHNICAL SHEETS

VIDEO RESOURCES


PRODUCT DATA



Scan the QR code to access our Technical Data login, or visit breeze33.com/technical-data-sheets/. For login access, call 833-273-3950.

INDOOR/OUTDOOR HEAT PUMP MINI SPLIT SYSTEMS

COMFORT SERIES



FEATURES

See Compatibility Chart on page 23 for match-ups

- Two-way draining
- Golden Fin anti-corrosive coating
- Auto restart function
- Crank case & basepan heater included
- Auto defrost
- 24-Hour timer
- Wireless remote control included
- Compatible with BZ33-WCON1 and BZ33-WCON1-G2

SCAN TO
LEARN MORE



INDOOR UNIT

Model	BZ33-HP09WALL1-G2-C *	BZ33-HP12WALL1-G2-C *	BZ33-HP18WALL2-G2-C *
ID No.	.3548009	.3548003	.3548004
Width (In)	28-3/8	31-1/2	38
Depth (In)	7-3/8	7-3/8	8-1/2
Height (In)	11-3/8	11-11/16	12-5/8
Weight (Lb)	16.98	19.84	23.81

OUTDOOR UNIT

Model	BZ33-HP09OUT1-G2-C *	BZ33-HP12OUT1-G2-C *	BZ33-HP18OUT2-G2-C *
ID No.	.3548015	.3548010	.3548011
Width (In)	30-1/8	30-1/8	31-11/16
Depth (In)	11-7/8	12	13
Height (In)	21-7/8	21-7/8	21-7/8
Weight (Lb)	57.76	62.17	73.85

COOLING

Capacity (BTU/H)	9,000	12,000	18,000
Range (BTU/H)	2,650-10,300	4,300-12,600	3,900-20,000
Input (W)	720	1,168	1,715
Current (A)	6.26	10.6	7.5
EER (BTU/W)	12.5	10.3	10.5
SEER2 (BTU/W)	21.5	20.8	19

HEATING

Capacity (BTU/H)	10,000	12,000	18,800
Range (BTU/H)	2,700-10,500	4,000-12,500	6,300-19,400
Input (W)	1,000	1,122	1,883
Current (A)	8.7	10.3	8.18
COP (W/W)	2.93	3.13	2.93
HSPF2 (BTU/W)	9	8.7	8.7
HSPF4 (BTU/W)	10	10.5	10
HSPF5 (BTU/W)	7.8	8.4	8.3

SPECIFICATIONS

Lineset (In)	1/4 x 3/8	1/4 x 1/2	1/4 x 1/2
Power Supply	115V, 1 Ph	115V, 1 Ph	208/230V, 1 Ph
Refrigerant	R410A	R410A	R410A
Max. Fuse (A)	30	25	20
Max. Refrigerant Pipe Length (Ft)	82	82	98
Thermostat	Wireless Remote	Wireless Remote	Wireless Remote
Warranty	Yes †	Yes †	Yes †

† Visit breeze33.com for warranty information.

INDOOR/OUTDOOR HEAT PUMP MINI SPLIT SYSTEMS

COMFORT SERIES



FEATURES

See Compatibility Chart on page 23 for match-ups

- Two-way draining
- Golden Fin anti-corrosive coating
- Auto restart function
- Crank case & basepan heater included
- Auto defrost
- 24-Hour timer
- Wireless remote control included
- Compatible with BZ33-WCON1 and BZ33-WCON1-G2

SCAN TO
LEARN MORE



INDOOR UNIT

Model	BZ33-HP24WALL2-G2-C *	BZ33-HP30WALL2-G2-C *	BZ33-HP36WALL2-G2-C *
ID No.	.3548005	.3548006	.3547999
Width (In)	42-1/2	49-5/8	49-5/8
Depth (In)	8-7/8	11-1/8	11-1/8
Height (In)	13-3/16	14-1/4	14-1/4
Weight (Lb)	29.98	37.5	40.34

OUTDOOR UNIT

Model	BZ33-HP24OUT2-G2-C *	BZ33-HP30OUT2-G2-C *	BZ33-HP36OUT2-G2-C *
ID No.	.3548012	.3548000	.3548013
Width (In)	35	37-1/4	37-1/4
Depth (In)	13-1/2	16-1/8	16-1/8
Height (In)	26-1/2	31-7/8	31-7/8
Weight (Lb)	97.88	141.8	150.13

COOLING

Capacity (BTU/H)	24,000	30,000	36,000
Range (BTU/H)	6,704-25,300	7,200-31,600	8,900-36,300
Input (W)	2,665	2,855	4,256
Current (A)	11.6	12.4	18.4
EER (BTU/W)	9	10.5	8.5
SEER2 (BTU/W)	18	18.6	17.5

HEATING

Capacity (BTU/H)	24,000	30,000	36,000
Range (BTU/H)	6,704-25,300	10,600-32,500	11,400-37,800
Input (W)	2,665	3,250	4,270
Current (A)	11.6	14.2	18.9
COP (W/W)	9	2.71	2.47
HSPF2 (BTU/W)	8.6	8.7	8.7
HSPF4 (BTU/W)	18	9.5	12
HSPF5 (BTU/W)	8	7.7	8

SPECIFICATIONS

Lineset (In)	3/8 x 5/8	3/8 x 5/8	3/8 x 5/8
Power Supply	208/230V, 1 Ph	208/230V, 1 Ph	208/230V, 1 Ph
Refrigerant	R410A	R410A	R410A
Max. Fuse (A)	30	30	35
Max. Refrigerant Pipe Length (Ft)	164	164	213
Thermostat	Wireless Remote	Wireless Remote	Wireless Remote
Warranty	Yes †	Yes †	Yes †

† Visit breeze33.com for warranty information.

See page 23 for mini split compatibilities.

For more information call 833-273-3950 or visit breeze33.com

HYPER PRO OUTDOOR MINI SPLIT SYSTEMS

PREMIER SERIES



SEER2 ratings match-up dependent.

FEATURES

See Compatibility Chart on page 23 for match-ups

- Two-way draining
- Heating down to -22°F
- Low ambient cooling down to -22°F
- Golden Fin anti-corrosive coating
- Auto restart function
- Crank case & basepan heater included
- Auto defrost
- 24-Hour timer

SCAN TO
LEARN MORE



OUTDOOR UNIT

Model	BZ33-HYP06OUT2-G2-P	BZ33-HYP09OUT2-G2-P *	BZ33-HYP12OUT2-G2-P *
ID No.	.3548002	.3548028	.3548025
Width (In)	30-1/8	31-11/16	31-11/16
Depth (In)	11-7/8	13	13
Height (In)	21-7/8	21-7/8	21-7/8
Weight (Lb)	63.7	74	73.6

COOLING

Capacity (BTU/H)	6,000	9,000	12,000
Range (BTU/H)	3,400-12,000	3,300-14,300	3,300-14,300
Input (W)	380	556	857
Current (A)	3.3	2.5	3.72
EER (BTU/W)	15.8	16.2	14

HEATING

Capacity (BTU/H)	7,000	11,800	12,000
Range (BTU/H)	3,300-11,500	5,000-15,200	5,000-15,300
Input (W)	449	907	907
Current (A)	3.92	4.1	4.1
COP (W/W)	3.92	3.81	3.88
HSPF2 (BTU/W)	13.6	11.5	10.4
HSPF4 (BTU/W)	14	13	13
HSPF5 (BTU/W)	11	11	10.5

SPECIFICATIONS

Lineset	1/4 x 3/8	1/4 x 3/8	1/4 x 1/2
Power Supply	208/230V, 1 Ph	208/230V, 1 Ph	208/230V, 1 Ph
Refrigerant	R410A	R410A	R410A
Max. Fuse (A)	15	15	15
Max. Refrigerant Pipe Length (Ft)	82	82	82
Thermostat	Wireless Remote	Wireless Remote	Wireless Remote
Warranty	Yes †	Yes †	Yes †

† Visit breeze33.com for warranty information.

HYPER PRO OUTDOOR MINI SPLIT SYSTEMS

PREMIER SERIES



SEER2 ratings match-up dependent.

FEATURES

See Compatibility Chart on page 23 for match-ups

- Two-way draining
- Heating down to -22°F
- Low ambient cooling down to -22°F
- Golden Fin anti-corrosive coating
- Auto restart function
- Crank case & basepan heater included
- Auto defrost
- 24-Hour timer

SCAN TO
LEARN MORE



OUTDOOR UNIT

Model	BZ33-HYP18OUT2-G2-P *	BZ33-HYP24OUT2-G2-P *	BZ33-HYP33OUT2-G2-P
ID No.	.3548026	.3548027	.3573840
Width (In)	35	37-1/4	37-1/4
Depth (In)	13-1/2	16-1/8	16-1/8
Height (In)	26-1/2	31-7/8	31-7/8
Weight (Lb)	101	134.5	141.8

COOLING

Capacity (BTU/H)	18,000	24,000	33,000
Range (BTU/H)	8,870-19,400	6,850-27,000	15,000-39,700
Input (W)	1,440	1,845	2,750
Current (A)	6.3	8.1	18
EER (BTU/W)	12.5	13	12

HEATING

Capacity (BTU/H)	18,000	29,000	35,000
Range (BTU/H)	15,100-19,500	11,900-31,000	19,000-40,000
Input (W)	1,700	2,500	3,290
Current (A)	7.3	10.9	20.5
COP (W/W)	3.1	3.4	3.12
HSPF2 (BTU/W)	11.3	11.4	10
HSPF4 (BTU/W)	13	12	10
HSPF5 (BTU/W)	11	10	8

SPECIFICATIONS

Lineset	1/4 x 1/2	3/8 x 5/8	3/8 x 3/4
Power Supply	208/230, 1 Ph	208/230V, 1 Ph	208/230V, 1 Ph
Refrigerant	R410A	R410A	R410A
Max. Fuse (A)	25	35	30
Max. Refrigerant Pipe Length (Ft)	98	164	164
Thermostat	Wireless Remote	Wireless Remote	Wireless Remote
Warranty	Yes †	Yes †	Yes †

† Visit breeze33.com for warranty information.

PREMIER SERIES



SEER2 ratings match-up dependent.

FEATURES

See Compatibility Chart on page 23 for match-ups

- Heating down to -22°F
- Low ambient cooling down to -22°F
- Golden Fin anti-corrosive coating
- Auto restart function
- Crank case & basepan heater included
- Auto defrost
- 24-Hour timer

SCAN TO
LEARN MORE



OUTDOOR UNIT

Model	BZ33-HYP36OUT2-G2-P	BZ33-HYP48OUT2-G2-P
ID No.	.3548014	.3565456
Width (In)	37-1/2	37-1/2
Depth (In)	16-3/8	16-3/8
Height (In)	52-1/2	52-1/2
Weight (Lb)	150.13	227.1

COOLING

Capacity (BTU/H)	36,000	48,000
Range (BTU/H)	9,300-38,800	9,500-48,500
Input (W)	4,235	6,000
Current (A)	18.5	27
EER (BTU/W)	8.5	7.8

HEATING

Capacity (BTU/H)	36,000	48,000
Range (BTU/H)	11,570-37,000	10,500-55,000
Input (W)	4,200	4,752
Current (A)	18.3	19.5
COP (W/W)	2.51	2.96
HSPF2 (BTU/W)	8.9	8.8
HSPF4 (BTU/W)	9	8.8
HSPF5 (BTU/W)	7.4	7.3

SPECIFICATIONS

Lineset	3/8 x 5/8	3/8 x 5/8
Power Supply	208/230V, 1 Ph	208/230, 1 Ph
Refrigerant	R410A	R410A
Max. Fuse (A)	50	50
Max. Refrigerant Pipe Length (Ft)	213-3/8	213-3/8
Thermostat	Wireless Remote	Wireless Remote
Warranty	Yes †	Yes †

† Visit breeze33.com for warranty information.

HYPER PRO INDOOR MINI SPLIT SYSTEMS

PREMIER SERIES



SEER2 ratings match-up dependent.

FEATURES

See Compatibility Chart on page 23 for match-ups

- Two-way draining
- Heating down to -22°F
- Low ambient cooling down to -22°F
- Golden Fin anti-corrosive coating
- Occupancy and humidity sensor (G2 only)
- Auto restart function
- Auto defrost
- 24-Hour timer
- Wireless remote control included
- Compatible with BZ33-WCON1 and BZ33-WCON1-G2

SCAN TO
LEARN MORE



INDOOR UNIT

Indoor Unit	BZ33-HYP06WALL2-G2-P	BZ33-HYP09WALL2-G2-P *	BZ33-HYP12WALL2-G2-P *	BZ33-HYP18WALL2-G2-P *
ID No.	.3548008	.3548024	.3548020	.3548021
Width (In)	31-5/16	31-5/16	31-5/16	38
Depth (In)	8-7/8	8-7/8	8-7/8	9-3/8
Height (In)	11-5/8	11-5/8	11-5/8	12-5/8
Weight (Lb)	22.71	22.7	22.9	27.12

COOLING

Capacity (BTU/H)	6,000	9,000	12,000	18,000
Range (BTU/H)	3,400-12,000	3,300-14,300	3,300-14,300	8,870-19,400
Input (W)	380	556	857	1,440
Current (A)	3.3	2.5	3.72	6.3
EER (BTU/W)	15.8	16.2	14	12.5

HEATING

Capacity (BTU/H)	7,000	11,800	12,000	18,000
Range (BTU/H)	3,300-11,500	5,000-15,200	5,000-15,300	15,100-19,500
Input (W)	449	907	907	1,700
Current (A)	3.92	4.1	4.1	7.3
COP (W/W)	3.92	3.81	3.88	3.1
HSPF2 (BTU/W)	13.6	11.5	10.4	11.3
HSPF4 (BTU/W)	14	13	13	13
HSPF5 (BTU/W)	11	11	10.5	11

SPECIFICATIONS

Lineset (In)	1/4 x 3/8	1/4 x 3/8	1/4 x 1/2	1/4 x 1/2
Power Supply	208/230V, 1 Ph	208/230V, 1 Ph	208/230V, 1 Ph	208/230, 1 Ph
Refrigerant	R410A	R410A	R410A	R410A
Thermostat	Wireless Remote	Wireless Remote	Wireless Remote	Wireless Remote
Warranty	Yes †	Yes †	Yes †	Yes †

† Visit breeze33.com for warranty information.

HYPER PRO INDOOR MINI SPLIT SYSTEMS

PREMIER SERIES



SEER2 ratings match-up dependent.

FEATURES

See Compatibility Chart on page 23 for match-ups

- Two-way draining
- Heating down to -22°F
- Low ambient cooling down to -22°F
- Golden Fin anti-corrosive coating
- Occupancy and humidity sensor (G2 only)
- Auto restart function
- Auto defrost
- 24-Hour timer
- Wireless remote control included
- Compatible with BZ33-WCON1 and BZ33-WCON1-G2

SCAN TO
LEARN MORE



INDOOR UNIT	MULTI-ZONE ONLY		SINGLE ZONE ONLY	
Model	BZ33-HYP24WALL2-G2-P *	BZ33-HYP30WALL2-G2-P	BZ33-HYP33WALL2-G2-P	BZ33-HYP36WALL2-G2-P
ID No.	.3548036	.3547997	.3573841	.3547998
Width (In)	44-7/8	46-7/8	49-5/8	46-7/8
Depth (In)	10-7/8	11-3/16	11-1/8	11-3/16
Height (In)	14-5/8	14-5/8	14-1/4	14-5/8
Weight (Lb)	43.7	43.7	43.7	43.7

COOLING				
Capacity (BTU/H)	24,000	30,000	33,000	36,000
Range (BTU/H)	6,850-27,000	9,070-30,700	15,000-39,700	9,300-38,800
Input (W)	1,845	2,605	2,750	4,235
Current (A)	8.1	11.4	18	18.5
EER (BTU/W)	13	11.5	12	8.5

HEATING				
Capacity (BTU/H)	29,000	30,000	35,000	36,000
Range (BTU/H)	11,900-31,000	8,600-34,800	19,000-40,000	11,570-37,000
Input (W)	2,500	3,380	3,290	4,200
Current (A)	10.9	14.7	20.5	18.3
COP (W/W)	3.4	2.6	3.12	2.51
HSPF2 (BTU/W)	11.4	9.2	10	8
HSPF4 (BTU/W)	12	9.6	10	9
HSPF5 (BTU/W)	10	8	8	7.4

SPECIFICATIONS				
Lineset (In)	3/8 x 5/8	3/8 x 5/8	3/8 x 3/4	3/8 x 5/8
Power Supply	208/230V, 1 Ph	208/230V, 1 Ph	208/230V, 1 Ph	208/230V, 1 Ph
Refrigerant	R410A	R410A	R410A	R410A
Thermostat	Wireless Remote	Wireless Remote	Wireless Remote	Wireless Remote
Warranty	Yes †	Yes †	Yes †	Yes †

† Visit breeze33.com for warranty information.

CASSETTE SYSTEMS

PREMIER SERIES



BZ33-CASS24-G2-P shown

SEER2 ratings match-up dependent.

FEATURES

See Compatibility Chart on page 23 for match-ups

- 360° Air flow
- Electrical box within unit
- Optional fresh air intake
- 24-Hour timer
- Auto restart function
- Golden Fin anti-corrosive coating
- Built-in 28" vertical lift
- Independent vane control
- Wireless remote control included
- Front grill sold separately
- Compatible with BZ33-WCON1, BZ33-WCON1-G2, BZ33-WCON2, and BZ33-WCON2-G2

SCAN TO
LEARN MORE



INDOOR UNIT

SINGLE ZONE ONLY

Model	BZ33-CASS09-P	BZ33-CASS12-P	BZ33-CASS18-P	BZ33-CASS24-G2-P *	BZ33-CASS36-G2-P *
ID No.	.3473427	.3473429	.3473430	.3547996	.3581098
Body Width (In)	22-3/8	22-3/8	22-3/8	32-11/16	32-11/16
Body Depth (In)	22-3/8	22-3/8	22-3/8	32-11/16	32-11/16
Body Height (In)	10-1/4	10-1/4	10-1/4	8-1/8	9-11/16
Body Weight (Lb)	35.27	5.51	5.51	47.18	60

GRILL (SOLD SEPARATELY)

Model	BZ33-GRILL1-P [†]	BZ33-GRILL2-G2-P [†]
ID No.	.3473437	.3548035
Grill Width (In)	25-1/2	37-3/8
Grill Depth (In)	25-1/2	37-3/8
Grill Height (In)	2	2-1/8
Grill Weight (Lb)	5.51	13.2

COOLING

Capacity (BTU/H)	9,000	12,000	16,000	24,000	36,000
Range (BTU/H)	3,250-9,500	3,850-13,000	5,650-18,000	8,000-25,000	12,400-36,000
EER (BTU/W)	13	12.5	12.5	11	9.5

HEATING

Capacity (BTU/H)	10,000	12,000	18,000	25,000	40,000
Range (BTU/H)	3,050-10,500	4,000-14,890	5,200-20,000	11,840-27,000	11,200-50,000
HSPF2 (BTU/W)	10.3	10.2	9.5	11.5	10.5
HSPF4 (BTU/W)	10.0	10.0	9.6	11.6	10.5
HSPF5 (BTU/W)	8.1	8.2	8.3	9	8.5

SPECIFICATIONS

Lineset (In)	1/4 x 3/8	1/4 x 1/2	1/4 x 1/2	3/8 x 5/8	3/8 x 5/8
Power Supply	208/230V, 1 Ph	208/230V, 1 Ph	208/230V, 1 Ph	208/230V, 1 Ph	208/230V, 1 Ph
Controller	Wireless Remote	Wireless Remote	Wireless Remote	Wireless Remote	Wireless Remote
Warranty	Yes [†]	Yes [†]	Yes [†]	Yes [†]	Yes [†]

[†] Visit breeze33.com for warranty information.

[‡] Sold separately.

ONE-WAY CASSETTE SYSTEMS

PREMIER SERIES



FEATURES

See Compatibility Chart on page 23 for match-ups

- One way air flow
- Designed to fit between 16 on center joists
- Electrical box within unit
- Auto restart function
- Golden Fin anti-corrosive coating
- Built-in 28" vertical lift
- Retractable grill for easy maintenance and cleaning
- Wireless remote control included
- Compatible with BZ33-WCON1, BZ33-WCON1-G2, BZ33-WCON2, and BZ33-WCON2-G2

SEER2 ratings match-up dependent.

SCAN TO
LEARN MORE



INDOOR UNIT

Model	BZ33-OWCASS09-G2-P	BZ33-OWCASS12-G2-P	BZ33-OWCASS18-G2-P
ID No.	.3565451	.3565453	.3565455
Width (In)	50-3/8	50-3/8	50-3/8
Depth (In)	13-3/16	13-3/16	13-3/16
Height (In)	9	9	9
Weight (Lb)	43.9	45.2	45.2

COOLING

Capacity (BTU/H)	9,000	12,000	16,700
Range (BTU/H)	3,600-12,200	4,000-14,100	6,100-17,500
Input (W)	692	923	1,337
Current (A)	3.1	4.17	8.3
EER (BTU/W)	13	13	12.5

HEATING

Capacity (BTU/H)	10,900	12,500	20,000
Range (BTU/H)	4,800-14,000	4,600-15,000	6,450-21,500
Input (W)	968	1,150	2,086
Current (A)	5.24	4.85	12.3
COP (W/W)	3.3	3.19	2.81
HSPF2 (BTU/W)	12.4	10	11.2
HSPF4 (BTU/W)	12.4	10	11.2
HSPF5 (BTU/W)	9.5	7.8	8.5


SPECIFICATIONS

Lineset (In)	1/4 x 3/8	1/4 x 1/2	1/4 x 1/2
Power Supply	208/230V, 1 Ph	208/230V, 1 Ph	208/230V, 1 Ph
Refrigerant	R410A	R410A	R410A
Controller	Wireless Remote	Wireless Remote	Wireless Remote
Warranty	Yes †	Yes †	Yes †

† Visit breeze33.com for warranty information.

DUCTED SYSTEMS

PREMIER SERIES



SEER2 ratings match-up dependent.

FEATURES

See Compatibility Chart on page 23 for match-ups

- Auto defrost
- 24-Hour timer
- Auto restart function
- Optional fresh air intake
- Golden Fin anti-corrosive coating
- Variable static pressure control
- BZ33-WCON1 included
- Compatible with BZ33-WCON2 and BZ33-WCON2-G2

SCAN TO
LEARN MORE



INDOOR UNIT

SINGLE ZONE ONLY

Model	BZ33-DIDU9-P	BZ33-DIDU12-P	BZ33-DIDU18-P	BZ33-DIDU24-P	BZ33-DIDU36-P	BZ33-DIDU48-P
ID No.	.3473440	.3473441	.3473443	.3565464	.3565466	.3565468
Width (in)	27-5/8	27-1/2	34-11/16	43-3/8	53-1/2	47-1/4
Depth (in)	17-11/16	17-11/16	28-1/2	30-1/2	30-1/2	34-3/8
Height (in)	7-7/8	7-7/8	8-1/4	9-7/8	9-7/8	11-7/8
Weight (Lb)	37.5	37.5	54	90.4	111	119.7

COOLING

Capacity (BTU/H)	9,000	12,000	16,500	24,000	36,000	48,000
Range (BTU/H)	3,500-11,990	4,000-12,350	5,700-19,000	6,500-27,800	9,770-41,600	10,300-53,100
EER (BTU/W)	13.5	12.5	12.5	12	9	8.2

HEATING

Capacity (BTU/H)	10,000	12,000	19,000	25,000	42,000	52,000
Range (BTU/H)	3,160-14,960	3,950-15,230	5,900-22,930	12,200-32,200	12,700-52,000	11,500-63,600
HSPF2 (BTU/W)	12	10	9.5	10.5	11	10.3
HSPF4 (BTU/W)	12	11	11	10.5	11	10.3
HSPF5 (BTU/W)	10	9.5	9.3	8.8	8.8	8.4

SPECIFICATIONS

Lineset (in)	1/4 x 3/8	1/4 x 1/2	1/4 x 1/2	3/8 x 5/8	3/8 x 5/8	3/8 x 5/8
Power Supply	208/230V, 1 Ph	208/230V, 1 Ph	208/230V, 1 Ph	208/230V, 1 Ph	208/230V, 1 Ph	208/230V, 1 Ph
Controller	Wired Remote	Wired Remote	Wired Remote	Wired Remote	Wired Remote	Wired Remote
Warranty	Yes †	Yes †	Yes †	Yes †	Yes †	Yes †

† Visit breeze33.com for warranty information.

CEILING & FLOOR SYSTEMS

PREMIER SERIES



SEER2 ratings match-up dependent.

FEATURES

See Compatibility Chart on page 23 for match-ups

- Optional fresh air intake
- 24-Hour timer
- Auto restart function
- Golden Fin anti-corrosive coating
- Two-way draining
- Wireless remote control included
- Compatible with BZ33-WCON1, BZ33-WCON1-G2, BZ33-WCON2, and BZ33-WCON2-G2

SCAN TO
LEARN MORE



INDOOR UNIT		SINGLE ZONE ONLY			
Model	BZ33-IFMU18-P	BZ33-IFMU24-G2-P	BZ33-IFMU36-G2-P	BZ33-IFMU48-G2-P	
ID No.	.3473448	.3565470	.3565471	.3565472	
Width (In)	42	42	50-5/8	65	
Depth (In)	26-5/8	26-5/8	26-5/8	26-1/2	
Height (In)	9-1/4	9-1/4	9-1/4	9-1/4	
Weight (Lb)	55.12	60.63	69	87.74	

COOLING					
Capacity (BTU/H)	17,000	24,000	36,000	48,000	
Range (BTU/H)	5,270-18,000	5,400-26,800	7,780-42,100	2,150-48,000	
Input (W)	1,360	2,087	4,090	5,930	
Current (A)	8.8	9.55	17.8	24.86	
EER (BTU/W)	12.5	11.7	8.8	8.2	

HEATING					
Capacity (BTU/H)	18,000	25,000	39,000	51,000	
Range (BTU/H)	5,040-18,900	12,500-30,500	11,500-45,700	11,800-56,300	
Input (W)	1,655	2,060	4,250	5,150	
Current (A)	10.9	9.15	19	20.6	
COP (W/W)	3.01	3.56	2.69	2.9	
HSPF2 (BTU/W)	9.8	11	10	9.8	
HSPF4 (BTU/W)	10	11	10	9.8	
HSPF5 (BTU/W)	8.7	9	8.2	7.5	

SPECIFICATIONS					
Lineset (In)	1/4 x 1/2	3/8 x 5/8	3/8 x 5/8	3/8 x 5/8	
Power Supply	208/230V, 1 Ph	208/230V, 1 Ph	208/230V, 1 Ph	208/230V, 1 Ph	
Refrigerant	R410A	R410A	R410A	R410A	
Thermostat	Wireless Remote	Wireless Remote	Wireless Remote	Wireless Remote	
Warranty	Yes †	Yes †	Yes †	Yes †	

† Visit breeze33.com for warranty information.

CONSOLE SYSTEMS

PREMIER SERIES



SEER2 ratings match-up dependent.

FEATURES

See Compatibility Chart on page 23 for match-ups

- 24-Hour timer
- Auto restart function
- Golden Fin anti-corrosive coating
- Wireless remote control included
- Compatible with BZ33-WCON1 and BZ33-WCON1-G2



INDOOR UNIT

Model	BZ33-ICM12-G2-P *
ID No.	.3473446
Width (in)	27-5/8
Depth (in)	8-1/4
Height (in)	23-5/8
Weight (Lb)	32.63

COOLING

Capacity (BTU/H)	12,000
Range (BTU/H)	2,800-13,500
Input (W)	923
Current (A)	4.22
EER (BTU/W)	13

HEATING

Capacity (BTU/H)	12,000
Range (BTU/H)	2,350-15,700
Input (W)	1,091
Current (A)	4.99
COP (W/W)	3.22
HSPF2 (BTU/W)	10
HSPF4 (BTU/W)	11.5
HSPF5 (BTU/W)	9.5

SPECIFICATIONS

Lineset (in)	1/4 x 1/2
Power Supply	208/230V, 1 Ph
Refrigerant	R410A
Thermostat	Wireless Remote
Warranty	Yes †

† Visit breeze33.com for warranty information.

AIR HANDLERS

PREMIER SERIES



SEER2 ratings match-up dependent.

FEATURES

See Compatibility Chart on page 23 for match-ups

- Auto restart function
- Golden Fin anti-corrosive coating
- Multi-position: upflow or horizontal left/right configuration, downflow (G2 only)
- Self-diagnosis and auto-protection
- Refrigerant leakage detect
- Error alarm

SCAN TO
LEARN MORE



INDOOR UNIT		SINGLE ZONE ONLY			
Model/ID	BZ33-MSAHU18-G2-P	BZ33-MSAHU24-G2-P	BZ33-MSAHU36-G2-P	BZ33-MSAHU48-G2-P	
ID No.	.3548029	.3548037	.3548038	.3565458	
Width (in)	21	21	21	21	
Depth (in)	17-1/2	17-1/2	21	21	
Height (in)	45	45	49	49	
Weight (Lb)	106.7	106.7	129.6	132.5	

COOLING					
Capacity (BTU/H)	18,000	23,000	36,000	47,000	
Range (BTU/H)	6,800-20,000	7,500-26,000	12,000-41,000	9,500-48,500	
Input (W)	1,440	1,840	3,670	6,000	
Current (A)	9.1	9	16	27	
EER (BTU/W)	12.5	12.5	9.8	7.8	

HEATING					
Capacity (BTU/H)	19,000	26,000	40,000	48,000	
Range (BTU/H)	5,800-21,000	5,600-29,000	9,800-45,000	10,500-55,000	
Input (W)	1,540	2,130	3,780	4,752	
Current (A)	9.3	10	16.6	19.5	
COP (W)	3.62	3.58	3.1	2.96	
HSPF2 (BTU/W)	9.6	9.3	8.9	8.8	
HSPF4 (BTU/W)	10.8	11.6	8.9	8.8	
HSPF5 (BTU/W)	9	9.5	7.5	7.3	

SPECIFICATIONS					
Lineset (in)	1/4 x 1/2	3/8 x 5/8	3/8 x 5/8	3/8 x 5/8	
Power Supply	208/230V, 1 Ph	208/230V, 1 Ph	208/230V, 1 Ph	208/230V, 1 Ph	
Controller	Wired	Wired	Wired	Wired	
Warranty	Yes †	Yes †	Yes †	Yes †	

† Visit breeze33.com for warranty information.

RECOMMENDED ACCESSORIES - ELECTRIC HEAT STRIPS					
Model	BZ33-EAH05B(UL)	BZ33-EAH10B(UL)	BZ33-EAH15B(UL)	BZ33-EAH20B(UL)	
ID No.	.3565106	.3565105	.3565459	.3565462	
Description	5kW, 208-230V	10kW, 208-230V	15kW, 208-230V	20kW, 208-230V	
Compatibility	18K-36K AHU	18K-48K AHU	24K-48K AHU	36K-48K AHU	

OUTDOOR HEAT PUMP MULTI-ZONE UNITS

PREMIER SERIES



SEER2 ratings match-up dependent.

FEATURES

See Compatibility Chart on page 23 for match-ups

- Space-saving installation
- Crank case & basepan heater included
- No branch box required
- Port adapters included
- Dual fan in BZ33HP485Z2 only

SCAN TO
LEARN MORE



OUTDOOR UNIT

Model	BZ33-HP182Z2-G2-P *	BZ33-HP273Z2-G2-P *	BZ33-HP364Z2-G2-P *	BZ33-HP485Z2-G2-P *
ID No.	.3548016	.3548017	.3548018	.3548019
Width (In)	35	37-1/4	37-1/4	37-1/2
Depth (In)	13-1/2	16-1/8	16-5/16	16-5/16
Height (In)	26-1/2	31-7/8	52-1/2	52-1/2
Weight (Lb)	100.31	139.8	169.1	225.5

COOLING

Capacity (BTU/H)	18,000	28,000	36,000	48,000
Range (BTU/H)	5,650-22,000	9,838-30,438	8,209-40,555	19,000-50,000
Input (W)	1,355	2,240	3,125	3,840
Current (A)	6.2	11	13.6	16.8
EER (BTU/W)	13	12.5	11.5	12.5

HEATING

Capacity (BTU/H)	19,000	28,000	37,000	48,000
Range (BTU/H)	5,050-24,400	8,218-31,000	8,008-44,632	12,500-52,000
Input (W)	1,420	2,200	3,000	3,910
Current (A)	6.3	10.5	13	17.1
COP (W)	3.9	3.73	3.61	3.6
HSPF2 (BTU/W)	10.5	9.5	9.5	8.7
HSPF4 (BTU/W)	10.6	10.5	11.3	11
HSPF5 (BTU/W)	8.5	8.8	9.2	8.8

SPECIFICATIONS

Lineset (In)	2 x 1/4 or 2 x 3/8	3 x 1/4 or 3 x 3/8	4 x 1/4 or 3 x 3/8 or 1 x 1/2	5 x 1/4 or 3 x 3/8 or 2 x 1/2
Max. Zones	2	3	4	5
Power Supply	208/230V, 1 Ph	208/230V, 1 Ph	208/230V, 1 Ph	208/230V, 1 Ph
Max. Fuse (A)	25	30	40	60
Max. Refrigerant Pipe Length (One Room / All) (Ft)	82 / 131	98 / 197	115 / 262	115 / 262
Refrigerant	R410A	R410A	R410A	R410A
Warranty	Yes †	Yes †	Yes †	Yes †

† Visit breeze33.com for warranty information.

HYPER PRO OUTDOOR MULTI-ZONE UNITS

PREMIER SERIES



FEATURES

See Compatibility Chart on page 23 for match-ups

- Space-saving installation
- Crank case & basepan heater included
- No branch box required
- Port adapters included
- Heating and cooling operation down to -22°F
- Up to 100% rated capacity at 5°F
- Dual fan in BZ33-HYP36HP4Z2 and BZ33-HYP48HP5Z2 models only

SEER2 ratings match-up dependent.

SCAN TO
LEARN MORE



OUTDOOR UNIT

Model	BZ33-HYP182Z2-G2-P *	BZ33-HYP273Z2-G2-P	BZ33-HYP364Z2-G2-P *	BZ33-HYP485Z2-G2-P
ID No.	.3547992	.3547993	.3547994	.3547995
Width (In)	37-1/4	37-1/4	37-1/4	37-1/2
Depth (In)	16-1/8	16-1/8	16-5/16	16-5/16
Height (In)	31-7/8	31-7/8	52-1/2	52-1/2
Weight (Lb)	138.23	168	223.11	238.32

COOLING

Capacity (BTU/H)	19,000	28,000	36,000	48,000
Range (BTU/H)	5,500-25,000	7,995-32,826	17,900-42,000	19,300-51,000
Input (W)	1,520	2,240	2,650	4,150
Current (A)	9.1	12.4	11.8	18
EER (BTU/W)	12.5	12.5	13.6	11.6

HEATING

Capacity (BTU/H)	20,000	28,000	36,500	49,000
Range (BTU/H)	8,100-29,700	5,035-38,712	12,500-49,000	11,500-58,000
Input (W)	1,725	2,240	2,780	4,000
Current (A)	9.4	10.5	12.2	17.8
COP (W)	3.4	3.66	3.85	3.59
HSPF2 (BTU/W)	9.8	10.6	10.3	9.8
HSPF4 (BTU/W)	10.2	11.3	11	11
HSPF5 (BTU/W)	8.7	9	9	9

SPECIFICATIONS

Lineset (In)	2 x 1/4 or 2 x 3/8	3 x 1/4 or 3 x 3/8	4 x 1/4 or 3 x 3/8 or 1 x 1/2	5 x 1/4 or 3 x 3/8 or 2 x 1/2
Max. Zones	2	3	4	5
Power Supply	208/230V, 1 Ph	208/230V, 1 Ph	208/230V, 1 Ph	208/230V, 1 Ph
Max. Fuse (A)	25	40	60	50
Max. Refrigerant Pipe Length (One Room / All) (Ft)	82 / 131	98 / 197	115 / 262	115 / 262
Refrigerant	R410A	R410A	R410A	R410A
Warranty	Yes †	Yes †	Yes †	Yes †

† Visit breeze33.com for warranty information.

NEW! INVERTERS & A-COILS

J SERIES



SEER2 ratings match-up dependent.

FEATURES

See Compatibility Chart on page 23 for match-ups

- Free match
- Auto restart function
- Crank case & basepan heater included
- Auto defrost
- 24-Hour timer

SCAN TO
LEARN MORE



INDOOR UNIT

Model	BZ33-MSC24B-J	BZ33-MSC24A-J	BZ33-MSC24B-J	BZ33-MSC36C-J
ID No.	.3586770	.3586769	.3586770	.3586772
Width (In)	17-1/2	14-1/2	17-1/2	17-1/2
Depth (In)	21	21	21	21
Height (In)	18	18	18	18
Weight (Lb)	42.77	41.67	42.77	42.77

OUTDOOR UNIT

Model	BZ33-INV18OUT2-J	BZ33-INV24OUT2-J	BZ33-INV24OUT2-J	BZ33-INV30OUT2-J
ID No.	.3586763	.3586764	.3586764	.3586765
Width (In)	35	37-1/4	37-1/4	37-1/4
Depth (In)	13-1/2	16-1/8	16-1/8	16-1/8
Height (In)	26-1/2	31-7/8	31-7/8	31-7/8
Weight (Lb)	102.95	136.69	136.69	136.69

COOLING

Capacity (BTU/H)	18,000	24,000	24,000	24,000
Range (BTU/H)	9,600-22,000	9,900-27,000	10,000-28,400	10,000-28,400
Input (W)	1,538	2,240	2,247	2,247
Current (A)	7	9	9.43	9.43
EER2 (BTU/W)	11.7	10.7	10.7	10.7
SEER2 (BTU/W)	16.1	16.1	16.5	16.5

HEATING

Capacity (BTU/H)	19,000	25,000	25,000	25,000
Range (BTU/H)	6,000-23,600	9,000-34,000	9,600-33,400	9,600-33,400
Input (W)	1,610	2,207	2,233	2,233
Current (A)	8.5	8.7	9.3	9.3
COP (W/W)	3.46	3.32	3.28	3.28
HSPF2-4 (BTU/W)	9.5	9.8	9.5	9.5
HSPF2-5 (BTU/W)	7.8	7.8	7.7	7.7

SPECIFICATIONS

Lineset (In)	3/8 x 3/4	3/8 x 3/4	3/8 x 3/4	3/8 x 3/4
Power Supply	208/230V, 1 Ph	208/230V, 1 Ph	208/230V, 1 Ph	208/230V, 1 Ph
Refrigerant	Ester Oil VG74 670	Ester Oil VG74 670	Ester Oil VG74 670	Ester Oil VG74 670
Max. Fuse (A)	20	35	35	35
Max. Refrigerant Pipe Length (Ft)	98-3/8	164	98-3/8	98-3/8
Thermostat	24V Thermostat	24V Thermostat	24V Thermostat	24V Thermostat
Warranty	Yes †	Yes †	Yes †	Yes †

† Visit breeze33.com for warranty information.

NEW! INVERTERS & A-COILS

J SERIES




SEER2 ratings match-up dependent.

FEATURES

See Compatibility Chart on page 23 for match-ups

- Free match
- Auto restart function
- Crank case & basepan heater included
- Auto defrost
- 24-Hour timer

SCAN TO
LEARN MORE



INDOOR UNIT

Model	BZ33-MSC36B-J	BZ33-MSC36C-J	BZ33-MSC48C-J	BZ33-MSC60D-J
ID No.	.3586771	.3586772	.3586768	.3586773
Width (In)	17-1/2	21	21	24-1/2
Depth (In)	21	21	21	21
Height (In)	23-1/2	24	24	28
Weight (Lb)	60.19	66.58	66.58	86.64

OUTDOOR UNIT

Model	BZ33-INV36OUT2-J	BZ33-INV36OUT2-J	BZ33-INV48OUT2-J	BZ33-INV60OUT2-J
ID No.	.3586766	.3586766	.3586767	.3592667
Width (In)	37-1/2	37-1/2	37-1/2	37-1/2
Depth (In)	16-3/8	16-3/8	16-3/8	16-3/8
Height (In)	52-1/2	52-1/2	52-1/2	52-1/2
Weight (Lb)	227.07	227.07	220.24	239.86

COOLING

Capacity (BTU/H)	35,000	35,000	46,000	45,000
Range (BTU/H)	11,700-40,000	11,700-40,000	12,300-47,000	13,400-54,000
Input (W)	3,500	3,500	5,400	4,500
Current (A)	14.8	14.8	22.5	19.56
EER2 (BTU/W)	10	10	8.6	10
SEER2 (BTU/W)	15.5	15.2	14.3	15.2

HEATING

Capacity (BTU/H)	38,000	39,000	51,000	55,000
Range (BTU/H)	9,200-50,000	9,200-50,000	15,000-59,000	10,800-60,000
Input (W)	3,600	3,600	5,020	5,373
Current (A)	15.65	15.65	21.5	24.6
COP (W/W)	3.18	3.18	2.98	3
HSPF2-4 (BTU/W)	8.6	10	9	9.2
HSPF2-5 (BTU/W)	7	8	7.5	7.6

SPECIFICATIONS

Lineset (In)	3/8 x 3/4	3/8 x 3/4	3/8 x 3/4	3/8 x 7/8
Power Supply	208/230V, 1 Ph	208/230V, 1 Ph	208/230V, 1 Ph	208/230V, 1 Ph
Refrigerant	Ester Oil VG74	Ester Oil VG74	Ester Oil VG74	VG75/1300
Max. Fuse (A)	50	50	50	50
Max. Refrigerant Pipe Length (Ft)	213-5/16	213-5/16	213-5/16	213-5/16
Thermostat	24V Thermostat	24V Thermostat	24V Thermostat	24V Thermostat
Warranty	Yes †	Yes †	Yes †	Yes †

† Visit breeze33.com for warranty information.

MINI SPLIT COMPATIBILITIES

NEW! INVERTERS & A COILS

Indoor Unit	MSC24A-J	MSC24B-J	MSC36B-J	MSC36C-J	MSC48C-J	MSC60D-J
Outdoor Unit (Single-Zone)	INV24OUT2-J	INV18OUT2-J	INV30OUT2-J	INV30OUT2-J	INV48OUT2-J	INV60OUT2-J
		INV24OUT2-J	INV36OUT2-J	INV36OUT2-J		

WALL MOUNTS - COMFORT SERIES

Indoor Unit	HP09WALL1-G2-C*	HP12WALL1-G2-C*	HP18WALL2-G2-C*	HP24WALL2-G2-C*	HP30WALL2-G2-C*	HP36WALL2-G2-C*
Outdoor Unit (Single-Zone)	HP09OUT1-G2-C*	HP12OUT1-G2-C*	HP18OUT2-G2-C*	HP24OUT2-G2-C*	HP30OUT2-G2-C*	HP36OUT2-G2-C*

WALL MOUNTS - PREMIER SERIES

Indoor Unit	HYP06WALL2-G2-P	HYP09WALL2-G2-P*	HYP12WALL2-G2-P*	HYP18WALL2-G2-P*	HYP24WALL2-G2-P*	HYP30WALL2-G2-P	HYP33WALL2-G2-P	HYP36WALL2-G2-P
Outdoor Unit (Single-Zone)	HYP06OUT2-G2-P	HYP09OUT2-G2-P*	HYP12OUT2-G2-P*	HYP18OUT2-G2-P*	HYP24OUT2-G2-P*		HYP33OUT2-G2-P	
Outdoor Unit (Multi-Zone)	HP182Z2-G2-P*							
	HP273Z2-G2-P*							
	HP364Z2-G2-P*							
	HP485Z2-G2-P*							HP485Z2-G2-P*
	HYP182Z2-G2-P*							
	HYP273Z2-G2-P*							
	HYP364Z2-G2-P*							
	HYP485Z2-G2-P*							HYP485Z2-G2-P*

CEILING CASSETTES

Indoor Unit	CASS09-P	CASS12-P	CASS18-P	CASS24-G2-P*	CASS36-G2-P
Outdoor Unit (Single-Zone)	HYP09OUT2-G2-P*	HYP12OUT2-G2-P*	HYP18OUT2-G2-P*	HYP24OUT2-G2-P*	HYP36OUT2-G2-P
Outdoor Unit (Multi-Zone)	HP182Z2-G2-P*				
	HP273Z2-G2-P*				
	HP364Z2-G2-P*				
	HP485Z2-G2-P*				
	HYP182Z2-G2-P*				
	HYP273Z2-G2-P*				
	HYP364Z2-G2-P*				
	HYP485Z2-G2-P*				

ONE-WAY CASSETTES

Indoor Unit	OWCASS09-G2-P	OWCASS12-G2-P	OWCASS18-G2-P		
Outdoor Unit (Single-Zone)	HYP09OUT2-G2-P*	HYP12OUT2-G2-P*	HYP18OUT2-G2-P*		
Outdoor Unit (Multi-Zone)	HP182Z2-G2-P*				
	HP273Z2-G2-P*				
	HP364Z2-G2-P*				
	HP485Z2-G2-P*				
	HYP182Z2-G2-P*				
	HYP273Z2-G2-P*				
	HYP364Z2-G2-P*				
	HYP485Z2-G2-P*				

DUCTED

Indoor Unit	DIDU9-P	DIDU12-P	DIDU18-P	DIDU24-P	DIDU36-P	DIDU48-P
Outdoor Unit (Single-Zone)	HYP09OUT2-G2-P*	HYP12OUT2-G2-P*	HYP18OUT2-G2-P*	HYP24OUT2-G2-P*	HYP36OUT2-G2-P	HYP48OUT2-G2-P
Outdoor Unit (Multi-Zone)	HP182Z2-G2-P*					
	HP273Z2-G2-P*					
	HP364Z2-G2-P*					
	HP485Z2-G2-P*					
	HYP182Z2-G2-P*					
	HYP273Z2-G2-P*					
	HYP364Z2-G2-P*					
	HYP485Z2-G2-P*					

CONSOLES

Indoor Unit	ICM12-G2-P
Outdoor Unit (Single-Zone)	HYP12OUT2-G2-P*
Outdoor Unit (Multi-Zone)	HP182Z2-G2-P*
	HP273Z2-G2-P*
	HP364Z2-G2-P*
	HP485Z2-G2-P*
	HYP182Z2-G2-P*
	HYP273Z2-G2-P*
	HYP364Z2-G2-P*
	HYP485Z2-G2-P*



SCAN TO LEARN MORE

AIR HANDLERS

Indoor Unit	MSAHU18-G2-P	MSAHU24-G2-P*	MSAHU36-G2-P	MSAHU48-G2-P
Outdoor Unit (Single-Zone)	HYP18OUT2-G2-P*	HYP24OUT2-G2-P*	HYP36OUT2-G2-P	HYP48OUT2-G2-P
Outdoor Unit (Multi-Zone)	HP273Z2-G2-P*			
	HP364Z2-G2-P*			
	HP485Z2-G2-P*			
	HYP273Z2-G2-P*			
	HYP364Z2-G2-P*			
	HYP485Z2-G2-P*			

CEILING & FLOOR MOUNTS

Indoor Unit	IFMU18-P	IFMU24-G2-P	IFMU36-G2-P	IFMU48-G2-P
Outdoor Unit (Single-Zone)	HYP18OUT2-G2-P*	HYP24OUT2-G2-P*	HYP36OUT2-G2-P	HYP48OUT2-G2-P
Outdoor Unit (Multi-Zone)	HP273Z2-G2-P*			
	HP364Z2-G2-P*			
	HP485Z2-G2-P*			
	HYP273Z2-G2-P*			
	HYP364Z2-G2-P*			
	HYP485Z2-G2-P*			

HEAT PUMP MULTI-ZONE MATCH RULES

OUTDOOR UNIT	INDOOR UNIT	2-ZONE	3-ZONE	4-ZONE	5-ZONE
HP182Z2-G2-P*	Wall Mount: 6K / 9K / 12K / 18K Cassette/Duct/Console: 9K / 12K / 18K	6 + 6	—	—	—
		6 + 9	—	—	—
		6 + 12	—	—	—
		9 + 9	—	—	—
		9 + 12	—	—	—
		12 + 12	—	—	—
HP273Z2-G2-P*	Wall Mount: 6K / 9K / 12K / 18K / 24K Cassette/Duct/Ceiling & Floor/Console: 6K / 9K / 12K / 18K / 24K	6 + 6	6 + 6 + 6	—	—
		6 + 9	6 + 6 + 9	—	—
		6 + 12	6 + 6 + 12	—	—
		6 + 18	6 + 6 + 18	—	—
		9 + 9	6 + 9 + 9	—	—
		9 + 12	6 + 9 + 12	—	—
		9 + 18	6 + 9 + 18	—	—
		12 + 12	6 + 12 + 12	—	—
		12 + 18	6 + 12 + 18	—	—
		18 + 18	9 + 9 + 9	—	—
		—	9 + 9 + 12	—	—
		—	9 + 9 + 18	—	—
		—	9 + 12 + 12	—	—
		—	12 + 12 + 12	—	—
HP364Z2-G2-P*	Wall Mount: 6K / 9K / 12K / 18K / 24K / 30K Cassette/Duct/Ceiling & Floor/Console: 6K / 9K / 12K / 18K / 24K Air Handling Unit: 18K / 24K	6 + 9	6 + 6 + 6	6 + 6 + 6 + 6	—
		6 + 12	6 + 6 + 9	6 + 6 + 6 + 9	—
		6 + 18	6 + 6 + 12	6 + 6 + 6 + 12	—
		6 + 24	6 + 6 + 18	6 + 6 + 6 + 18	—
		9 + 9	6 + 6 + 24	6 + 6 + 6 + 24	—
		9 + 12	6 + 9 + 9	6 + 6 + 9 + 9	—
		9 + 18	6 + 9 + 12	6 + 6 + 9 + 12	—
		9 + 24	6 + 9 + 18	6 + 6 + 9 + 18	—
		12 + 12	6 + 9 + 24	6 + 6 + 9 + 24	—
		12 + 18	6 + 12 + 12	6 + 6 + 12 + 12	—
		12 + 24	6 + 12 + 18	6 + 6 + 12 + 18	—
		18 + 18	6 + 12 + 24	6 + 6 + 12 + 24	—
		—	6 + 18 + 18	6 + 6 + 18 + 18	—
		—	6 + 18 + 24	6 + 9 + 9 + 9	—
		—	9 + 9 + 9	6 + 9 + 9 + 12	—
		—	9 + 9 + 12	6 + 9 + 9 + 18	—
		—	9 + 9 + 18	6 + 9 + 9 + 24	—
		—	9 + 9 + 24	6 + 9 + 12 + 18	—
		—	9 + 12 + 12	6 + 12 + 12 + 12	—
		—	9 + 12 + 18	6 + 12 + 12 + 18	—
		—	9 + 12 + 24	9 + 9 + 9 + 9	—
		—	9 + 18 + 18	9 + 9 + 9 + 12	—
		—	12 + 12 + 12	9 + 9 + 9 + 18	—
		—	12 + 12 + 18	9 + 9 + 12 + 12	—
		—	12 + 18 + 18	9 + 9 + 12 + 18	—
		—	12 + 12 + 24	9 + 12 + 12 + 12	—
		—	—	12 + 12 + 12 + 12	—



SCAN TO
LEARN MORE

HEAT PUMP MULTI-ZONE MATCH RULES

OUTDOOR UNIT	INDOOR UNIT	2-ZONE	3-ZONE	4-ZONE	5-ZONE
HP485Z2-G2-P*	Wall Mount: 6K / 9K / 12K / 18K 24K / 30K / 36K Cassette/Duct/Ceiling & Floor/Console: 6K / 9K / 12K / 18K / 24K Air Handling Unit: 18K / 24K / 30K / 36K	6 + 18	6 + 6 + 18	6 + 6 + 6 + 18	6 + 6 + 6 + 6 + 6
		6 + 24	6 + 6 + 24	6 + 6 + 6 + 24	6 + 6 + 6 + 6 + 9
		6 + 30	6 + 6 + 30	6 + 6 + 6 + 30	6 + 6 + 6 + 6 + 12
		6 + 36	6 + 6 + 36	6 + 6 + 6 + 36	6 + 6 + 6 + 6 + 18
		9 + 18	6 + 9 + 18	6 + 6 + 9 + 18	6 + 6 + 6 + 6 + 24
		9 + 24	6 + 9 + 24	6 + 6 + 9 + 24	6 + 6 + 6 + 6 + 12
		9 + 30	6 + 9 + 30	6 + 6 + 9 + 30	6 + 6 + 6 + 6 + 18
		9 + 36	6 + 9 + 36	6 + 6 + 9 + 36	6 + 6 + 6 + 6 + 24
		12 + 12	6 + 12 + 18	6 + 6 + 12 + 12	6 + 6 + 6 + 9 + 12
		12 + 18	6 + 12 + 24	6 + 6 + 12 + 18	6 + 6 + 6 + 12 + 12
		12 + 24	6 + 12 + 30	6 + 6 + 12 + 24	6 + 6 + 6 + 12 + 18
		12 + 30	6 + 12 + 36	6 + 6 + 12 + 30	6 + 6 + 6 + 12 + 24
		12 + 36	6 + 18 + 18	6 + 6 + 12 + 36	6 + 6 + 6 + 18 + 18
		18 + 18	6 + 18 + 24	6 + 6 + 18 + 18	6 + 6 + 6 + 18 + 24
		18 + 24	6 + 24 + 24	6 + 6 + 18 + 24	6 + 9 + 9 + 9 + 9
		18 + 30	9 + 9 + 9	6 + 9 + 9 + 9	6 + 9 + 9 + 9 + 12
		18 + 36	9 + 9 + 12	6 + 9 + 9 + 12	6 + 9 + 9 + 9 + 18
		24 + 24	9 + 9 + 18	6 + 9 + 9 + 18	6 + 9 + 9 + 9 + 24
		24 + 30	9 + 9 + 24	6 + 9 + 9 + 24	6 + 9 + 9 + 12 + 12
		24 + 36	9 + 9 + 30	6 + 9 + 9 + 30	6 + 9 + 9 + 12 + 18
		30 + 30	9 + 9 + 36	6 + 9 + 9 + 36	6 + 9 + 9 + 12 + 24
		—	9 + 12 + 12	6 + 9 + 12 + 12	6 + 9 + 9 + 18 + 18
		—	9 + 12 + 18	6 + 9 + 12 + 18	6 + 9 + 12 + 12 + 12
		—	9 + 12 + 24	6 + 9 + 12 + 24	6 + 9 + 12 + 12 + 18
		—	9 + 12 + 30	6 + 9 + 12 + 30	6 + 9 + 12 + 12 + 24
		—	9 + 12 + 36	6 + 9 + 18 + 18	6 + 9 + 12 + 18 + 18
		—	9 + 18 + 18	6 + 9 + 18 + 24	6 + 12 + 12 + 12 + 12
		—	9 + 18 + 24	6 + 9 + 24 + 24	6 + 12 + 12 + 12 + 18
		—	12 + 12 + 12	6 + 12 + 12 + 12	9 + 9 + 9 + 9 + 9
		—	12 + 12 + 18	6 + 12 + 12 + 18	9 + 9 + 9 + 9 + 12
		—	12 + 12 + 24	6 + 12 + 12 + 24	9 + 9 + 9 + 9 + 18
		—	12 + 12 + 30	6 + 12 + 18 + 18	9 + 9 + 9 + 9 + 24
		—	12 + 12 + 36	6 + 12 + 18 + 24	9 + 9 + 9 + 12 + 12
		—	12 + 18 + 30	6 + 18 + 18 + 18	9 + 9 + 9 + 12 + 18
		—	—	9 + 9 + 9 + 9	9 + 9 + 9 + 12 + 24
		—	—	9 + 9 + 9 + 12	9 + 9 + 9 + 18 + 18
		—	—	9 + 9 + 9 + 18	9 + 9 + 12 + 12 + 12
		—	—	9 + 9 + 9 + 24	9 + 9 + 12 + 12 + 18
		—	—	9 + 9 + 9 + 30	9 + 12 + 12 + 12 + 12
		—	—	9 + 9 + 9 + 36	9 + 12 + 12 + 12 + 18
		—	—	9 + 9 + 12 + 12	12 + 12 + 12 + 12 + 12
		—	—	9 + 9 + 12 + 18	—
		—	—	9 + 9 + 12 + 24	—
		—	—	9 + 9 + 12 + 30	—
		—	—	9 + 9 + 18 + 18	—
		—	—	9 + 9 + 18 + 24	—
		—	—	9 + 12 + 12 + 12	—
		—	—	9 + 12 + 12 + 18	—
		—	—	9 + 12 + 12 + 24	—
		—	—	9 + 12 + 12 + 30	—
—	—	9 + 12 + 18 + 18	—		
—	—	9 + 18 + 18 + 18	—		
—	—	12 + 12 + 12 + 12	—		
—	—	12 + 12 + 12 + 18	—		
—	—	12 + 12 + 12 + 24	—		
—	—	12 + 12 + 18 + 18	—		

HYPER PRO MULTI-ZONE MATCH RULES

OUTDOOR UNIT	INDOOR UNIT	2-ZONE	3-ZONE	4-ZONE	5-ZONE
HYP182Z2-G2-P*	Wall Mount: 6K / 9K / 12K / 18K / 24K Cassette/Duct/Console: 6K / 9K / 12K / 18K / 24K	6 + 6	—	—	—
		6 + 9	—	—	—
		6 + 12	—	—	—
		6 + 18	—	—	—
		9 + 9	—	—	—
		9 + 12	—	—	—
		9 + 18	—	—	—
		12 + 12	—	—	—
		12 + 18	—	—	—
HYP273Z2-G2-P*	Wall Mount: 6K / 9K / 12K / 18K / 24K / 30K Cassette/Duct/Ceiling & Floor/Console: 6K / 9K / 12K / 18K / 24K Air Handling Unit: 18K / 24K	6 + 9	6 + 6 + 6	—	—
		6 + 12	6 + 6 + 9	—	—
		6 + 18	6 + 6 + 12	—	—
		6 + 24	6 + 6 + 18	—	—
		9 + 9	6 + 6 + 24	—	—
		9 + 12	6 + 9 + 9	—	—
		9 + 18	6 + 9 + 12	—	—
		9 + 24	6 + 9 + 18	—	—
		12 + 12	6 + 9 + 24	—	—
		12 + 18	6 + 12 + 12	—	—
		12 + 24	6 + 12 + 18	—	—
		18 + 18	6 + 12 + 24	—	—
		—	6 + 18 + 18	—	—
		—	9 + 9 + 9	—	—
		—	9 + 9 + 12	—	—
		—	9 + 9 + 18	—	—
		—	9 + 9 + 24	—	—
		—	9 + 12 + 12	—	—
		—	9 + 12 + 18	—	—
		—	9 + 12 + 24	—	—
		—	9 + 18 + 18	—	—
		—	12 + 12 + 12	—	—
		—	12 + 12 + 18	—	—
		—	12 + 12 + 24	—	—
		—	12 + 18 + 18	—	—

HYPER PRO MULTI-ZONE MATCH RULES

OUTDOOR UNIT	INDOOR UNIT	2-ZONE	3-ZONE	4-ZONE	5-ZONE
HYP364Z2-G2-P *	Wall Mount: 6K / 9K / 12K / 18K / 24K / 30K / 36K Cassette/Duct/Ceiling & Floor/Console: 6K / 9K / 12K / 18K / 24K Air Handling Unit: 18K / 24K / 30K / 36K	6 + 18	6 + 6 + 24	6 + 6 + 6 + 18	—
		6 + 24	6 + 6 + 30	6 + 6 + 6 + 24	—
		9 + 18	6 + 6 + 36	6 + 6 + 9 + 12	—
		9 + 24	6 + 9 + 12	6 + 6 + 9 + 18	—
		12 + 12	6 + 9 + 18	6 + 6 + 9 + 24	—
		12 + 18	6 + 9 + 24	6 + 6 + 12 + 12	—
		12 + 24	6 + 12 + 18	6 + 6 + 12 + 18	—
		18 + 18	6 + 12 + 24	6 + 6 + 12 + 24	—
		18 + 24	6 + 12 + 30	6 + 6 + 18 + 18	—
		24 + 24	6 + 12 + 36	6 + 6 + 18 + 24	—
		—	6 + 18 + 18	6 + 9 + 9 + 9	—
		—	6 + 18 + 24	6 + 9 + 9 + 12	—
		—	6 + 18 + 30	6 + 9 + 9 + 18	—
		—	6 + 18 + 36	6 + 9 + 9 + 24	—
		—	6 + 24 + 24	6 + 9 + 12 + 12	—
		—	9 + 9 + 9	6 + 9 + 12 + 18	—
		—	9 + 9 + 12	6 + 9 + 12 + 24	—
		—	9 + 9 + 18	6 + 9 + 18 + 18	—
		—	9 + 9 + 24	6 + 9 + 18 + 24	—
		—	9 + 9 + 30	6 + 9 + 24 + 24	—
		—	9 + 9 + 36	6 + 12 + 12 + 12	—
		—	9 + 12 + 12	6 + 12 + 12 + 18	—
		—	9 + 12 + 18	6 + 12 + 12 + 24	—
		—	9 + 12 + 24	6 + 12 + 18 + 18	—
		—	9 + 12 + 30	6 + 12 + 18 + 24	—
		—	9 + 12 + 36	6 + 18 + 18 + 18	—
		—	9 + 18 + 18	9 + 9 + 9 + 9	—
		—	9 + 18 + 24	9 + 9 + 9 + 12	—
		—	9 + 18 + 30	9 + 9 + 9 + 18	—
		—	9 + 18 + 36	9 + 9 + 9 + 24	—
		—	9 + 24 + 24	9 + 9 + 12 + 12	—
		—	12 + 12 + 12	9 + 9 + 12 + 18	—
		—	12 + 12 + 18	9 + 9 + 12 + 24	—
		—	12 + 12 + 24	9 + 9 + 18 + 18	—
		—	12 + 12 + 30	9 + 9 + 18 + 24	—
		—	12 + 12 + 36	9 + 12 + 12 + 12	—
		—	12 + 18 + 18	9 + 12 + 12 + 18	—
		—	12 + 18 + 24	9 + 12 + 12 + 24	—
		—	12 + 18 + 30	9 + 12 + 18 + 18	—
		—	12 + 24 + 24	9 + 18 + 18 + 18	—
—	18 + 18 + 18	12 + 12 + 12 + 12	—		
—	18 + 18 + 24	12 + 12 + 12 + 18	—		
—	—	12 + 12 + 12 + 24	—		
—	—	12 + 12 + 18 + 18	—		

HYPER PRO MULTI-ZONE MATCH RULES

OUTDOOR UNIT	INDOOR UNIT	2-ZONE	3-ZONE	4-ZONE	5-ZONE
		6 + 18	6 + 6 + 24	6 + 6 + 6 + 18	6 + 6 + 6 + 6 + 6
		6 + 24	6 + 6 + 30	6 + 6 + 6 + 24	6 + 6 + 6 + 6 + 9
		6 + 30	6 + 6 + 36	6 + 6 + 6 + 30	6 + 6 + 6 + 6 + 12
		6 + 36	6 + 9 + 12	6 + 6 + 6 + 36	6 + 6 + 6 + 6 + 18
		9 + 18	6 + 9 + 18	6 + 6 + 9 + 12	6 + 6 + 6 + 6 + 24
		9 + 24	6 + 9 + 24	6 + 6 + 9 + 18	6 + 6 + 6 + 9 + 12
		9 + 30	6 + 12 + 18	6 + 6 + 9 + 24	6 + 6 + 6 + 12 + 12
		9 + 36	6 + 12 + 24	6 + 6 + 9 + 30	6 + 6 + 6 + 12 + 18
		12 + 12	6 + 12 + 30	6 + 6 + 9 + 36	6 + 6 + 6 + 12 + 24
		12 + 18	6 + 12 + 36	6 + 6 + 12 + 12	6 + 6 + 6 + 18 + 18
		12 + 24	6 + 18 + 18	6 + 6 + 12 + 18	6 + 6 + 6 + 18 + 24
		12 + 30	6 + 18 + 24	6 + 6 + 12 + 24	6 + 9 + 9 + 9 + 12
		12 + 36	6 + 18 + 30	6 + 6 + 12 + 30	6 + 9 + 9 + 9 + 18
		18 + 18	6 + 18 + 36	6 + 6 + 12 + 36	6 + 9 + 9 + 9 + 24
		18 + 24	6 + 24 + 24	6 + 6 + 18 + 18	6 + 9 + 9 + 12 + 12
		18 + 30	9 + 9 + 9	6 + 6 + 18 + 24	6 + 9 + 9 + 12 + 18
		18 + 36	9 + 9 + 12	6 + 9 + 9 + 9	6 + 9 + 9 + 12 + 24
		24 + 24	9 + 9 + 18	6 + 9 + 9 + 12	6 + 9 + 9 + 18 + 18
		24 + 30	9 + 9 + 24	6 + 9 + 9 + 18	6 + 9 + 12 + 12 + 12
		24 + 36	9 + 9 + 30	6 + 9 + 9 + 24	6 + 9 + 12 + 12 + 18
		30 + 30	9 + 9 + 36	6 + 9 + 9 + 30	6 + 9 + 12 + 12 + 24
		—	9 + 12 + 12	6 + 9 + 9 + 36	6 + 9 + 12 + 18 + 18
		—	9 + 12 + 18	6 + 9 + 12 + 12	6 + 12 + 12 + 12 + 12
		—	9 + 12 + 24	6 + 9 + 12 + 18	6 + 12 + 12 + 12 + 18
		—	9 + 12 + 30	6 + 9 + 12 + 24	9 + 9 + 9 + 9 + 9
		—	9 + 12 + 36	6 + 9 + 18 + 18	9 + 9 + 9 + 9 + 12
		—	9 + 18 + 18	6 + 9 + 18 + 24	9 + 9 + 9 + 9 + 18
		—	9 + 18 + 24	6 + 9 + 24 + 24	9 + 9 + 9 + 9 + 24
		—	9 + 18 + 30	6 + 12 + 12 + 12	9 + 9 + 9 + 12 + 12
		—	9 + 18 + 36	6 + 12 + 12 + 18	9 + 9 + 9 + 12 + 18
		—	9 + 24 + 24	6 + 12 + 12 + 24	9 + 9 + 9 + 18 + 18
		—	12 + 12 + 12	6 + 12 + 18 + 18	9 + 9 + 12 + 12 + 12
		—	12 + 12 + 18	6 + 12 + 18 + 24	9 + 9 + 12 + 12 + 18
		—	12 + 12 + 24	6 + 18 + 18 + 18	9 + 12 + 12 + 12 + 12
		—	12 + 12 + 30	9 + 9 + 9 + 9	12 + 12 + 12 + 12 + 12
		—	12 + 12 + 36	9 + 9 + 9 + 12	—
		—	12 + 18 + 18	9 + 9 + 9 + 18	—
		—	12 + 18 + 24	9 + 9 + 9 + 24	—
		—	12 + 18 + 30	9 + 9 + 9 + 30	—
		—	12 + 24 + 24	9 + 9 + 9 + 36	—
		—	18 + 18 + 18	9 + 9 + 12 + 12	—
		—	18 + 18 + 24	9 + 9 + 12 + 18	—
		—	—	9 + 9 + 12 + 24	—
		—	—	9 + 9 + 12 + 30	—
		—	—	9 + 9 + 18 + 18	—
		—	—	9 + 9 + 18 + 24	—
		—	—	9 + 12 + 12 + 12	—
		—	—	9 + 12 + 12 + 18	—
		—	—	9 + 12 + 12 + 24	—
		—	—	9 + 12 + 18 + 18	—
		—	—	9 + 18 + 18 + 18	—
		—	—	12 + 12 + 12 + 12	—
		—	—	12 + 12 + 12 + 18	—
		—	—	12 + 12 + 12 + 24	—
		—	—	12 + 12 + 18 + 18	—
		—	—	—	—
		—	—	—	—
		—	—	—	—

HYP485Z2-G2-P*

Wall Mount:
6K / 9K / 12K / 18K
24K / 30K / 36K

Cassette/Duct/Ceiling &
Floor/Console:
6K / 9K / 12K / 18K / 24K

Air Handling Unit:
18K / 24K / 30K / 36K

NEED HELP?

For product questions, applications and pricing call **Customer Support** at **833-273-3950**.
For troubleshooting call **Technical Support** at **833-884-9160**.

ACCESSORIES



- EQUIPMENT PAD**
- Self-leveling design
 - Weather, temperature & UV resistant
 - Textured surface for superior traction



- CONDENSATE PUMP**
- 115V, 60Hz
 - 6' Power cord
 - Water temp. up to 140°F
 - 3/8" Discharge



- DISCONNECT SWITCH BOX**
- Pull-out style
 - Front open design
 - Lockable
 - 1 Ph, 3 wire

MODEL	ID NO.	SIZE
BZ33-PEP18383	.3272243	18" x 38" x 3"
BZ33-PEP24243	.3271101	24" x 24" x 3"
BZ33-PEP30303	.1474145	30" x 30" x 3"
BZ33-PEP32323	.3271104	32" x 32" x 3"
BZ33-PEP36363	.3271107	36" x 36" x 3"

MODEL	ID NO.	SHUT OFF
BZ33CP15-UL-115V	.3573846	15'
BZ33CP15-UL-115V-S	.3573845	15'
BZ33CP20-UL-115V-S	.3573847	20'

MODEL	ID NO.	AMP
BZ33-DS30AF	.3577753	30
BZ33-DS60AF	.3577754	60
BZ33-DS60ANF	.3577755	60



- FURNACE WHIP**
- Junction box, switch & tamper-proof CFGI outlet
 - 1/2" Metal conduit
 - Wiring connectors included
 - THHN stranded wires



- MINI SPLIT STAND**
- Anti-corrosion frame
 - Up to 5° slope installation
 - Max. capacity: 790 lbs
 - 29-11/16" W x 20-1/2" D
 - Max. outdoor unit size



- MINI SPLIT WALL BRACKET**
- Pre-assembled with 1 screw
 - Built-in level
 - Max. spread capacity: 309 lbs
 - Compatible with outdoor units

MODEL	ID NO.	AMP	WIRE SIZE
BZ33-FW15A-12-6GFCI	.3586410	15	#14
BZ33-FW20A-12-6GFCI	.3586411	20	#12

MODEL	ID NO.
BZ33-MS	.3572448

MODEL	ID NO.
BZ33-WB	.3538202



- PTAC WALL SLEEVE**
- 42" x 16" x 14-13/16"
 - Compatible with PTAC units



- PTAC GRILLE**
- White standard grille
 - 41-5/8" x 3/8" x 15-13/16"
 - Compatible with PTAC units



- ARCHITECTURAL GRILLE**
- Grey extruded grille
 - 41-7/8" x 1" x 15-1/4"
 - Compatible with PTAC units

MODEL	ID NO.
BZ33-PTACWS	.3473461

MODEL	ID NO.
BZ33-PTACGRILL1	.3514045

MODEL	ID NO.
BZ33-PTACGRILL2	.3473463



- CONDENSATE CONNECTOR**
- UV resistant
 - Soft-rigid
 - Min. 32°F to max. 140°F



- NEW! DUCT HANGER**
- 18 Gauge galvanized steel
 - Reversible
 - Lightweight & corrosion resistant
 - Prefabricated & pre-drilled



- NEW! DUCT STRAP**
- 26 Gauge galvanized steel
 - Used on both hot air supply & cold air return duct

MODEL	ID NO.
BZ33-CONN	.3538234

MODEL	ID NO.	LENGTH
BZ33-DH-8	.3592862	8"
BZ33-DH-9	.3592861	9"
BZ33-DH-10	.3592860	10"

MODEL	ID NO.
BZ33-GDS-1100	.3592863



- NEW! DUCT STRAP**
- 28 Gauge galvanized steel
 - 1/4" Hole design

MODEL	ID NO.
BZ33-GHI-3410	.3592864



MINI SPLIT LINESET COVERS



COVER DUCT

- UV resistant
- Min. -4°F to 140°F max. in a static position



LINE COVER TEE

- UV resistant
- Reduces multi-split unit duct to single-unit installation
- Min. -4°F to 140°F max. in a static position



90° FLAT BEND

- UV resistant
- Min. -4°F to max. 140°F in a static position

MODEL	ID NO.	SIZE
BZ33-LC100D	.3538203	4" x 3"
BZ33-LC150D	.3538207	6" x 3.25"

MODEL	ID NO.	COMPATIBILITY
BZ33-LC100TEE	.3538223	LC100 Line Cover
BZ33-LC150TEE	.3538224	LC150 Line Cover

MODEL	ID NO.	COMPATIBILITY
BZ33-LC10090F	.3555601	LC100 Line Cover
BZ33-LC15090F	.3555602	LC150 Line Cover



DUCT CAP

- UV resistant
- Min. -4°F to max. 140°F in a static position



45° FLAT BEND

- UV resistant
- Min. -4°F to max. 140°F in a static position



DUCT END

- UV resistant
- Min. -4°F to 140°F max. in a static position

MODEL	ID NO.	COMPATIBILITY
BZ33-LC100CAP	.3538226	LC100 Line Cover
BZ33-LC150CAP	.3538227	LC150 Line Cover

MODEL	ID NO.	COMPATIBILITY
BZ33-LC10045F	.3538217	LC100 Line Cover
BZ33-LC15045F	.3538218	LC150 Line Cover

MODEL	ID NO.	COMPATIBILITY
BZ33-LC100END	.3538228	LC100 Line Cover
BZ33-LC150END	.3538229	LC150 Line Cover



COVER CONNECTOR

- UV resistant
- Min. -4°F to 140°F max. in a static position



WALL COVER

- UV resistant
- Wall inlet cover
- Min. -4°F to 140°F max. in a static position



90° INSIDE ELBOW BEND

- UV resistant
- Min. -4°F to 140°F max. in a static position

MODEL	ID NO.	COMPATIBILITY
BZ33-LC100CON	.3538212	LC100 Line Cover
BZ33-LC150CON	.3538213	LC150 Line Cover

MODEL	ID NO.	COMPATIBILITY
BZ33-LC100WH	.3538210	LC100 Line Cover
BZ33-LC150WH	.3538211	LC150 Line Cover

MODEL	ID NO.	COMPATIBILITY
BZ33-LC10090IN	.3538221	LC100 Line Cover
BZ33-LC15090IN	.3538222	LC150 Line Cover



90° OUTSIDE ELBOW BEND

- UV resistant
- Min. -4°F to 140°F max. in a static position



FLAT COVER

- UV resistant
- Min. -4°F to 140°F max. in a static position



FLAT 90° ELBOW

- UV resistant
- Min. -4°F to 140°F max. in a static position

MODEL	ID NO.	COMPATIBILITY
BZ33-LC10090OUT	.3538219	LC100 Line Cover
BZ33-LC15090OUT	.3538220	LC150 Line Cover

MODEL	ID NO.	COMPATIBILITY
BZ33-LC100FLT	.3538214	LC100 Line Cover
BZ33-LC150FLT	.3538215	LC150 Line Cover

MODEL	ID NO.	COMPATIBILITY
BZ33-LC10090FL	.3549024	LC100 Line Cover
BZ33-LC15090FL	.3549028	LC150 Line Cover

MINI SPLIT LINESET COVERS



ADJUSTABLE FLAT BEND

- UV resistant
- Adjustable between 90° and 135°
- Min. -4°F to max. 140°F in a static position



REDUCER JOINT

- UV resistant
- Min. -4°F to max. 140°F in a static position



WALL SLEEVE

- Protects insulation of lineset tubes from damage when passing through a wall
- Collar covers indoor drill imperfections

MODEL	ID NO.	COMPATIBILITY
BZ33-LC100ADJ	.3538216	LC100 Line Cover

MODEL	ID NO.	COMPATIBILITY
BZ33-LC100RED	.3538225	LC100 Line Cover

MODEL	ID NO.
BZ33-WSLV	.3538232



SPIN IN CLIP

- UV resistant
- Min. -4°F to 140°F max. in a static position



FLEXIBLE HOSE KIT

- UV resistant
- 1 flexible hose, 2 flex connectors, 1 flex end & 1 stainless steel clamp
- Min. -4°F to 140°F max. in a static position



CONDENSATE TUBING

- Thermoplastic PVC
- Min. -4°F to max. 140°F
- 5/8", 100' Roll

MODEL	ID NO.	COMPATIBILITY
BZ33-LCCLIP	.3538208	LC100 Line Cover

MODEL	ID NO.	SIZE
BZ33-100FHK	.3538209	39-3/8" L

MODEL	ID NO.
BZ33-TUBING58	.3527249



MOUNTBLOCK FEET

- UV resistant
- Sold as set of 2
- Bolts included
- 794 lb max. spread load capacity
- 4" x 4" x 17-11/16"



MOUNTBLOCK FEET CAP

- UV resistant
- Sold as set of 4
- 4" x 4"

MODEL	ID NO.
BZ33-FEET	.3538230

MODEL	ID NO.
BZ33-FEETCAP	.3538231



WIRED CONTROLLERS



WIRED CONTROLLER

- Backlight display
- Auto cool/dry/heat/fan mode
- Sleep mode
- Room temperature display
- Daily timer
- Compatible with Indoor Wall Mount, Cassette, Ducted, Ceiling & Floor, Console units



WIRED CONTROLLER

- LCD display
- Auto cool/dry/heat/fan mode
- Error code display
- 4-Way wire layout design
- Room temperature display
- Weekly timer
- Compatible with Cassette, Ducted, Ceiling & Floor units

MODEL	ID NO.
BZ33-WCON1-G2	.3565473

MODEL	ID NO.
BZ33-WCON2-G2	.3565474



WIRED CONTROLLER

- Backlight display
- Auto cool/dry/heat/fan mode
- Sleep mode
- Room temperature display
- Daily timer
- Compatible with Indoor Wall Mount, Cassette, Ducted, Ceiling & Floor, Console units



WIRED CONTROLLER

- LCD display
- 4-Way wire layout design
- Auto/cool/dry/heat/fan mode
- Room temperature display
- Weekly timer
- Compatible with Cassette, Ducted, Ceiling & Floor units

MODEL	ID NO.
BZ33-WCON1	.3496301

MODEL	ID NO.
BZ33-WCON2	.3496307



**SCAN TO
LEARN MORE**



HVAC THERMOSTATS



NON-PROGRAMMABLE/MULTI-STAGE 2H/1C THERMOSTAT

- LCD screen
- Non-programmable
- Battery (included) or 24V
- 2H/1C
- 5 Year warranty



PROGRAMMABLE 2H/1C THERMOSTAT

- LCD screen
- 7-Day or 5-1-1, or non-programmable
- Battery (included) or 24V
- 2H/1C
- 5 Year warranty

MODEL	ID NO.
BZ33-201NP	.3569272

MODEL	ID NO.
BZ33-201P	.3525020



PROGRAMMABLE 3H/2C THERMOSTAT

- LCD screen
- 7-Day or 5-1-1, or non-programmable
- Battery (included) or 24V
- 2H/2C conventional or up to 3H/2C heat pump
- 5 Year warranty



PROGRAMMABLE 3H/2C WIFI THERMOSTAT

- LCD screen
- 7-Day or 5-1-1, or non-programmable
- Requires common wire
- 2H/2C conventional or up to 3H/2C heat pump
- 5 Year warranty

MODEL	ID NO.
BZ33-302TSP	.3525083

MODEL	ID NO.
BZ33-302WIFI	.3544504



NON-PROGRAMMABLE PTAC THERMOSTAT

- LCD screen
- Non-programmable
- Battery (included) or 24V
- 1H/1C conventional or 2H/1C heat pump
- 5 Year warranty



NON-PROGRAMMABLE WIRELESS PTAC THERMOSTAT

- LCD screen
- Non-programmable
- Battery (included) or 24V
- 1H/1C conventional or 2H/1C heat pump
- 5 Year warranty

MODEL	ID NO.
BZ33-201N	.3525087

MODEL	ID NO.
BZ33-201NW	.3525088



Promote your business with our THERMOSTAT DOOR PROGRAM

in 5 easy steps!

1. **Upload** your logo & fill out our online form
2. **Review** your order
3. **Receive** your logoed doors in the mail
4. **Install** your logoed battery doors
5. **Promote** your brand at no additional cost to you



Scan the QR code to start promoting your brand today or visit breeze33.com/private-label-thermostat-program/

THERMOSTAT FEATURES GUIDE

THERMOSTATS

	BZ33-201P	BZ33-201NP	PTAC BZ33-201N
Google Home / Alexa Compatible	—	—	—
Program Modes	7 Day, 5/1/1, Non-Prog.	Non.-Prog.	Non-Prog.
Heat Stages	2	2	2
Cool Stages	1	1	1
Gas, Electric or Oil	●	●	●
Heat Pump w/ Auxiliary	●	●	●
Heat Pump w/o Auxiliary	●	●	●
Battery Power	●	●	●
24V Power (Hardwire)	●	●	●
Dual Fuel Compatible	—	—	—
Display Size (Sq In)	3.72	3.72	4.6
Auto Changeover	—	—	—
Filter Change Reminder	●	●	—
Room Temp. Calibration	●	●	—
Min. Compressor Run Time	●	●	—
Compressor Short Cycle Delay	●	●	●
Adjustable Heat/Cool Temp. Swing	●	●	●
Cooling Fan Delay	—	—	—
High/Low Speed Fan Switch	—	—	●
Prog. Fan	—	—	—
Always On Display Light	—	—	—
Keypad Lockout	—	—	—
Adjustable Setpoint Limits	●	●	●
Touchscreen	—	—	—
Millivolt	—	—	—
Warranty (Yr)	5	5	5
Terminals	R, C, Y, G, W/E, W2, O, B	R, C, Y, G, W/E, W2, O, B	R, C, Y, W, GH, GL, O, B

FEATURES

THERMOSTAT FEATURES GUIDE

THERMOSTATS

WIRELESS PTAC BZ33-201NW	BZ33-302TSP	WIFI BZ33-302WIFI
—	—	●
Non-Prog.	7 Day, 5/1/1, Non-Prog.	7 Day, 5/1/1
2	3	3
1	2	2
●	●	●
●	●	●
●	●	●
●	●	—
●	●	●
—	●	●
4.6	8.8	8.8
—	●	●
—	●	●
—	●	●
—	●	●
●	●	●
●	●	●
—	●	●
●	—	—
—	●	●
—	●	●
—	●	●
—	●	●
●	●	●
—	●	●
—	●	—
5	5	5
TX: Rh, C RX: R, C, Y, W, GH, GL, B	Rh, Rc, C, Y, Y2, W/E, W2, G, O, B	Rh, Rc, C, Y, Y2, W/E, W2, G, O, B

PORTABLE AIR CONDITIONERS



**COOLING FROM 550 TO 700 SQ. FT.
12,000 TO 14,000 BTU/H**

FEATURES

- 3-in-1 or 4-in-1 Comfort: cools, dehumidifies and vents; heating available on BZ3313PHP only
- Easy mobility
- Comfort sleep setting
- Programmable timer
- Air conditioning condensate slinger
- Wireless remote controller included

**SCAN TO
LEARN MORE**



UNIT

	BZ3312PAC-G2	BZ3313PHP
Model	BZ3312PAC-G2	BZ3313PHP
ID No.	.3509676	.3509733
Width (In)	17-7/8	18-3/8
Depth (In)	14-3/8	15-5/8
Height (In)	27-5/8	30
Weight (Lb)	62	78.7

PERFORMANCE

Cooling (BTU/H)	12,000	13,500
Heating (BTU/H)	—	11,000
EER	9.0	9.9
Room (Sq Ft)	550	600

ELECTRICAL

Power Supply	115V~60Hz, 1 Ph	115V~60Hz, 1 Ph
Plug Type	LCDI 5-15P	LCDI 5-15P

FEATURES

Remote Control	●	●
Venting Kit	●	●
Fan Speeds	3	3
Cooling Settings	3	3
Comfort Sleep	●	●
Timer	●	●
Venting Kit	●	●
Warranty †	●	●
Certifications	cULus	cULus

† 1 year warranty on parts. 5 year warranty on compressor.

THROUGH THE WALL AIR CONDITIONERS



**COOLING ONLY FROM 300 TO 700 SQ. FT.
8,300 TO 14,000 BTU/H**

FEATURES

- 3-in-1 Comfort: cools, dehumidifies and vents
- Fits in most existing wall sleeves
- Quick install
- Air conditioning condensate slinger
- Wireless remote controller included
- Wall sleeve available (sold separately, see page 29)

**SCAN TO
LEARN MORE**



UNIT

Model	BZ338TWAC1-G2	BZ3310TWAC1-G2	BZ3310TWAC2-G2	BZ3312TWAC1-G2	BZ3312TWAC2-G2	BZ3314TWAC2-G2
ID No.	.3468722	.3468726	.3468727	.3468730	.3468732	.3468738
Width (in)	24-3/16	24-3/16	24-3/16	24-3/16	24-3/16	24-3/16
Depth (in)	20-5/16	20-5/16	20-5/16	20-5/16	20-5/16	20-5/16
Height (in)	14-1/2	14-1/2	14-1/2	14-1/2	14-1/2	14-1/2
Weight (Lb)	66.6	68.3	69.4	77.2	76.1	75.2

PERFORMANCE

Cooling (BTU/H)	8,300	10,000	10,000	12,000	12,000	14,000
Heating (BTU/H)	—	—	—	—	—	—
CEER	10.6	10.6	10.6	10.5	10.5	9.3
EER	10.6	10.6	10.6	10.5	10.5	9.3
Room (Sq Ft)	300-350	400-450	400-450	450-550	450-550	550-700

ELECTRICAL

Power Supply	115V~60Hz, 1 Ph	115V~60Hz, 1 Ph	208/230V~60Hz, 1 Ph	208/230V~60Hz, 1 Ph	208/230V~60Hz, 1 Ph	208/230V~60Hz, 1 Ph
Plug Type	NEMA 5-15P	NEMA 5-15P	NEMA 6-15P	NEMA 5-15P	NEMA 6-15P	NEMA 6-15P

FEATURES

Remote Control	●	●	●	●	●	●
Energy Saver	●	●	●	●	●	●
ENERGY STAR®	●	●	●	●	●	●
Auto Restart	●	●	●	●	●	●
Sleep Mode	●	●	●	●	●	●
Filter Monitor	●	●	●	●	●	●
Timer	●	●	●	●	●	●
Fan Speeds	3	3	3	3	3	3
Slide-out Chassis	●	●	●	●	●	●
Washable Filter	●	●	●	●	●	●
Warranty †	●	●	●	●	●	●
Certifications	cULus	cULus	cULus	cULus	cULus	cULus

† 1 year warranty on parts. 5 year warranty on compressor.

THROUGH THE WALL AIR CONDITIONERS



**HEATING & COOLING FROM 300 TO 700 SQ. FT.
8,000 TO 14,000 BTU/H**

FEATURES

- 4-in-1 Comfort: cools, heats, dehumidifies and vents
- Quick install
- Fits in most existing wall sleeves
- Air conditioning condensate slinger
- Wireless remote controller included
- Wall sleeve available (sold separately, see page 29)

**SCAN TO
LEARN MORE**



UNIT

Model	BZ338TWHC1-G2	BZ3312TWHC2-G2	BZ3314TWHC2-G2
ID No.	.3468723	.3468734	.3468740
Width (In)	24-3/16	24-3/16	24-3/16
Depth (In)	20-5/16	20-5/16	20-5/16
Height (In)	14-1/2	14-1/2	14-1/2
Weight (Lb)	66.6	78.3	78.5

PERFORMANCE

Cooling (BTU/H)	8,000	12,000	14,000
Heating (BTU/H)	4,200	10,600	10,600
CEER	9.6	9.5	9.3
EER	9.6	9.5	9.3
Room (Sq Ft)	300-350	450-550	550-700

ELECTRICAL

Power Supply	115V~60Hz, 1 Ph	208/230V~60Hz, 1 Ph	208/230V~60Hz, 1 Ph
Plug Type	NEMA 5-15P	NEMA 6-20P	NEMA LCDI 6-20P

FEATURES

Remote Control	●	●	●
Energy Saver	●	●	●
ENERGY STAR®	—	—	—
Auto Restart	●	●	●
Sleep Mode	●	●	●
Filter Monitor	●	●	●
Timer	●	●	●
Fan Speeds	3	3	3
Slide-out Chassis	●	●	●
Washable Filter	●	●	●
Warranty †	●	●	●
Certifications	cULus	cULus	cULus

† 1 year warranty on parts. 5 year warranty on compressor.

WINDOW AIR CONDITIONERS



**COOLING ONLY FROM 150 TO 700 SQ. FT.
6,000 TO 15,100 BTU/H**

FEATURES

- 3-in-1 Comfort: cools, dehumidifies and vents
- Quick install
- Air conditioning condensate slinger
- Wireless remote controller included

**SCAN TO
LEARN MORE**



UNIT

Model	BZ336WAC1	BZ3310WAC1	BZ3312WAC1-G2*	BZ3315WAC1
ID No.	.3468752	.3468754	.3581792	.3468756
Width (in)	18-1/2	19	19	23-5/8
Depth (in)	15-3/4	21-1/2	21-1/2	25-3/8
Height (in)	13-3/8	14-11/16	14-11/16	18
Weight (Lb)	41.9	57.3	67.7	101

PERFORMANCE

Cooling (BTU/H)	6,000	10,000	12,000	15,100
Heating (BTU/H)	—	—	—	—
CEER	12.1	12	12	11.8
EER	12.2	12	3.52	11.9
Room (Sq Ft)	150-250	400-450	450-550	550-700

ELECTRICAL

Power Supply	115V~60Hz, 1 Ph	115V~60Hz, 1 Ph	115V~60Hz, 1 Ph	115V~60Hz, 1 Ph
Plug Type	NEMA LCDI 5-15P	NEMA LCDI 5-15P	NEMA LCDI 5-15P	NEMA LCDI 5-15P

FEATURES

Remote Control	●	●	●	●
Energy Saver	●	●	●	●
ENERGY STAR®	●	●	●	●
Auto Restart	●	●	●	●
Sleep Mode	●	●	●	●
Filter Monitor	●	●	●	●
Timer	●	●	●	●
Fan Speeds	3	3	3	3
Slide-out Chassis	●	●	●	●
Washable Filter	●	●	●	●
Warranty †	●	●	●	●
Certifications	cCSAus	cCSAus	cULus	cULus

† 1 year warranty on parts. 5 year warranty on compressor.

WINDOW AIR CONDITIONERS



**COOLING ONLY FROM 550 TO 1,500 SQ. FT.
18,000 TO 25,000 BTU/H**

FEATURES

- 3-in-1 Comfort: cools, dehumidifies and vents
- Quick install
- Air conditioning condensate slinger
- Wireless remote controller included



UNIT

Model	BZ3318WAC2-G2*	BZ3325WAC2-G2*
ID No.	.3542558	.3534902
Width (In)	25-3/8	26-1/2
Depth (In)	23-5/8	26-1/2
Height (In)	17-7/8	18-5/8
Weight (Lb)	117	130

PERFORMANCE

Cooling (BTU/H)	18,000	25,000
Heating (BTU/H)	—	—
CEER	11.8	10.3
EER	3.46	3.02
Room (Sq Ft)	700-1,000	1,400-1,500

ELECTRICAL

Power Supply	208/230V~60Hz, 1 Ph	208/230V~60Hz, 1 Ph
Plug Type	LCDI 6-15P	LCDI 6-20P

FEATURES

Remote Control	●	●
Energy Saver	●	●
ENERGY STAR®	●	●
Auto Restart	●	●
Sleep Mode	●	●
Filter Monitor	●	●
Timer	●	●
Fan Speeds	3	3
Slide-out Chassis	●	●
Washable Filter	●	●
Warranty †	●	●
Certifications	cULus	cULus

† 1 year warranty on parts. 5 year warranty on compressor.

PACKAGED TERMINAL AIR CONDITIONERS



**HEATING & COOLING FROM 250 TO 700 SQ. FT.
7,200 TO 14,700 BTU/H**

FEATURES

- 4-in-1 Comfort: cools, heats, dehumidifies and vents
- Quiet operation
- Designed to fit in most existing PTAC sleeves
- Heat pump with auxiliary heat backup
- Power cord
- Wall sleeves and grilles available (sold separately, see page 29)

**SCAN TO
LEARN MORE**



UNIT

Model	BZ33-PTACHP7-G2	BZ33-PTACHP9-G2	BZ33-PTACHP12-G2	BZ33-PTACHP15-G2
ID No.	.3473457	.3473458	.3473459	.3473460
Width (In)	42	42	42	42
Depth (In)	21	21	21	21
Height (In)	16	16	16	16
Weight (Lb)	115.52	112.88	125.44	126.54

PERFORMANCE

Cooling (BTU/H)	7,200	9,000	12,000	14,700
Heating (BTU/H)	7,800	10,900	10,900	13,500
EER	13.1	11.4	10.5	10.6
Room (Sq Ft)	250-300	300-350	450-550	550-700

ELECTRICAL

Power Supply	208/230V~60Hz	208/230V~60Hz	208/230V~60Hz	208/230V~60Hz
Plug Type	LCDI 6-15P	LCDI 6-20P	LCDI 6-20P	LCDI 6-20P

FEATURES

Remote Control	—	—	—	—
Energy Saver	—	—	—	—
ENERGY STAR®	—	—	—	—
Auto Restart	●	●	●	●
Auto Defrost	●	●	●	●
Sleep Mode	—	—	—	—
Filter Monitor	—	—	—	—
Timer	—	—	—	—
Fan Speeds	3	3	3	3
Slide-out Chassis	●	●	●	●
Washable Filter	●	●	●	●
Warranty †	●	●	●	●
Certifications	AHRI, cULus	AHRI, cULus	AHRI, cULus	AHRI, cULus

† 1 year warranty on parts. 5 year warranty on compressor.

PAIR ANY PTAC UNIT WITH:



NON-PROGRAMMABLE PTAC THERMOSTAT

- LCD screen
- Non-programmable
- Battery (included) or 24V
- 1H/1C conventional or 2H/1C heat pump
- 5 Year warranty



NON-PROGRAMMABLE WIRELESS PTAC THERMOSTAT

- LCD screen
- Non-programmable
- Battery (included) or 24V
- 1H/1C conventional or 2H/1C heat pump
- 5 Year warranty

MODEL	ID NO.	MODEL	ID NO.
BZ33-201N	.3525087	BZ33-201NW	.3525088

For more information call 833-273-3950 or visit breeze33.com

PORTABLE DEHUMIDIFIERS

35 OR 50 PINT MOISTURE REMOVAL

FEATURES

- Refrigerant leakage detector
- Water level indicator
- Omni-directional caster
- Can drain with standard garden hose



UNIT

Model	BZ3335DEH1	BZ3350DEH1
ID No.	.3480494	.3480492
Width (In)	15-3/8	15-3/8
Depth (In)	11	11
Height (In)	24-1/4	24-1/4
Weight (In)	42.33	43.87

PERFORMANCE

Dehumidification (Pt/Day)	35	50
EEV (L/kWhr)	1.8	1.8

ELECTRICAL

Power Supply	115V~60Hz	115V~60Hz
Plug Type	NEMA 5-15P	NEMA 5-15P

FEATURES

LED Display	●	●
Control Type	Electronic	Electronic
Auto Restart	●	●
Auto Defrost	●	●
Auto Shut-off	●	●
ENERGY STAR®	●	●
Drain Hose Connection	●	●
Drain Hose	—	—
Fan Speeds	2	2
Fan Type	Turbo	Turbo
Remote Control	—	—
Timer	●	●
Casters	●	●
Bucket Type	Removable	Removable
Bucket Fill Indicator	●	●
Warranty †	●	●
Certifications	cULus	cULus

† 1 year warranty on parts. 5 year warranty on compressor.

